

**The Appendix is an integral part of
Certificate of Accreditation No. 472/2021 of 27/08/2021**

Accredited entity according to ČSN EN ISO/IEC 17025:2018:

Státní veterinární ústav Praha
Testing laboratory no. 1176
Sídlištní 136/24, 165 03 Praha 6 - Lysolaje

Testing Laboratory locations:

- | | | |
|----|--------------------------|---------------------------------------------|
| 1. | Workplace Praha | Sídlištní 136/24, 165 03 Praha 6 - Lysolaje |
| 2. | Workplace Hradec Králové | Wonkova 343, 500 02 Hradec Králové |
| 3. | Workplace Český Brod | Jateční 316, 282 01 Český Brod |
| 4. | Workplace Příbram | Jinecká 315, 261 01 Příbram |

The laboratory has a flexible scope of accreditation permitted as detailed in the Annex.


Updated list of activities provided within the flexible scope of accreditation is available from the Laboratory at the Laboratory (from the manager of the respective department).

The Laboratory provides expert opinions and interprets test results.

1. Workplace Praha

Tests:

Ordinal number ¹	Test procedure/method name	Test procedure/method identification ²	Test object
1	Determination of benzoic acid and sorbic acid by HPLC-DAD method	SOP 70.1 ³	Food, feeding stuffs, beverages
2	Determination of chemical elements by flame-AAS	SOP 70.2a ⁴	Drinking, surface, ground and bottled water
3	Determination of chemical elements by flame-AAS	SOP 70.2b ⁵	Food, feeding stuffs, biological material
4	Determination of chemical elements by hydride technique on AAS	SOP 70.3a ⁶	Drinking, surface, ground and bottled water
5	Determination of chemical elements by hydride technique on AAS	SOP 70.3b ⁷	Food, feeding stuffs, biological material, drinking, surface, ground and bottled water
6	Determination of mercury on AMA-254	SOP 70.4 ⁸	Food, feeding stuffs, biological material, water
7	Determination of PCB by capillary GC-ECD method (PCB 28, 52, 101, 118, 138, 153, 180 and sum of PCB)	SOP 70.5 ⁹	Food, feeding stuffs, biological material



**The Appendix is an integral part of
Certificate of Accreditation No. 472/2021 of 27/08/2021**

Accredited entity according to ČSN EN ISO/IEC 17025:2018:

Státní veterinární ústav Praha
Testing laboratory no. 1176
Sídlištní 136/24, 165 03 Praha 6 - Lysolaje

Ordinal number ¹	Test procedure/method name	Test procedure/method identification ²	Test object
8	Enzymatic-gravimetric determination of fibre	SOP 70.6 ¹⁰	Food
9	Determination of organochlorine insecticides, polychlorinated biphenyls and chlorbenzenes by GC-ECD method	SOP 70.7 ¹¹ (ČSN EN ISO 6468)	Drinking, surface, ground and bottled water
10	Determination of organophosphorus insecticides by GC-NPD method	SOP 70.8 ¹²	Food, food raw materials – food of animal origin, honey, high-fat food, fats, oils, feed, cereals, plant materials, KDV, animal tissues and biological material of plant and animal origin (see also SANTE/11813/2017)
11	Determination of organochlorine pesticides by GC-ECD method	SOP 70.9 ¹³	Food, food raw materials – food of animal origin, honey, high-fat food, fats, oils, feed, cereals, plant materials, KDV, animal tissues and biological material of plant and animal origin (see also SANTE/11813/2017)
12	Determination of sulfonamide residues by HPLC-MS/MS method	SOP 70.10 ¹⁴	Tissue, food of animal origin, feeding stuffs
13	Detection of dyeing of eatables and identification of synthetic dyes by TLC method	SOP 70.11 ¹⁵	Food
14	Determination of food colours by HPLC-DAD method	SOP 70.11a ¹⁶	Food
15	Determination of cholesterol by GC-FID/MS method	SOP 70.12 ¹⁷	Food
16	Determination of freezing point by cryoscopic method	SOP 70.13 (ČSN EN ISO 5764)	Milk

**The Appendix is an integral part of
Certificate of Accreditation No. 472/2021 of 27/08/2021**

Accredited entity according to ČSN EN ISO/IEC 17025:2018:

Státní veterinární ústav Praha
Testing laboratory no. 1176
Sídliště 136/24, 165 03 Praha 6 - Lysolaje

Ordinal number ¹	Test procedure/method name	Test procedure/method identification ²	Test object
17	Determination of polycyclic aromatic hydrocarbons and sum of PAHs by HPLC-FLD method	SOP 70.14 ¹⁸	Food
18	Determination of phosphates by calculation from the measured values and total phosphorus by gravimetry	SOP 70.15 ¹⁹	Food, meat, fish and milk products, feeding stuffs
19	Determination of sulphur dioxide by Monier-Wiliams method	SOP 70.16a ²⁰	Food
20	Determination of sulphur dioxide by Rothe-fuser	SOP 70.16b ²¹	Food
21	Gravimetric determination of fibre content after hydrolysis	SOP 70.17 (ČSN EN ISO 6865)	Feeding stuffs
22	Volumetric determination of peroxide value	SOP 70.18 (ČSN EN ISO 3960)	Food, feeding stuffs
23	Volumetric determination of acidity	SOP 70.19 ²²	Food, feeding stuffs
24	Photometric determination of thiobarbiturate number	SOP 70.20 (ČSN 56 0290:1965, VLM VIIa, Chap. 3.6.3.)	Fats, oils
25	Determination of free fat by direct extraction	SOP 70.21a ²³	Food, feeding stuffs, biological material
26	Determination of fat by Rose-Gottlieb (R-G) method	SOP 70.21b ²⁴	Milk, cream, milk products, milk based baby and child soft food
27	Determination of total fat by extraction after acid hydrolysis (by Weibull-Berntrop – WB)	SOP 70.21c ²⁵	Food, feeding stuffs
28	Determination of fat by extraction after acid hydrolysis (acc. to Schmidt-Ratzlaff-Bodzinski – SRB)	SOP 70.21d ²⁶	Food
29	Determination of total fat by gravimetry	SOP 70.21e (ČSN 58 8786:1994)	Fats, oils

**The Appendix is an integral part of
Certificate of Accreditation No. 472/2021 of 27/08/2021**

Accredited entity according to ČSN EN ISO/IEC 17025:2018:

Státní veterinární ústav Praha
Testing laboratory no. 1176
Sídlištní 136/24, 165 03 Praha 6 - Lysolaje

Ordinal number ¹	Test procedure/method name	Test procedure/method identification ²	Test object
30	Determination of sodium chloride by Mohr method	SOP 70.22a ²⁷	Food, feeding stuffs, biological material
31	Determination of sodium chloride by Volhard method	SOP 70.22b ²⁸	Food, feeding stuffs, biological material
32	Mercurymetric determination of sodium chloride	SOP 70.22c ²⁹	Food, feeding stuffs, biological material
33	Potentiometric determination of sodium chloride	SOP 70.22d ³⁰	Food, feeding stuffs, biological material
34	Determination of nitrogen by Kjeldahl method	SOP 70.23 ³¹	Food, feeding stuffs, biological material
35	Preparation and determination of methyl esters of fatty acids by GC-FID method	SOP 70.24 ³²	Food, food raw materials, feed, fats and oils
36	Gravimetric determination of dry matter	SOP 70.25a ³³	Food, feeding stuffs, biological material
37	Determination of water, fat and fat-free dry matter by gravimetry	SOP 70.25b (ČSN EN ISO 3727-1, ČSN EN ISO 3727-2, ČSN EN ISO 3727-3)	Butter
38	Gravimetric determination of ash content	SOP 70.26 ³⁴	Food, feeding stuffs, biological material
39	Electrometric determination of pH	SOP 70.27a ³⁵	Drinking, surface, ground and bottled water
40	Electrometric determination of pH	SOP 70.27b ³⁶	Food, feeding stuffs, biological material
41	Photometric determination of nitrite	SOP 70.28 ³⁷	Food, feeding stuffs
42	Reflectometric determination of nitrate by Spectroquant Merck kit	SOP 70.29 ³⁸ (MERCK manufacturer's manual)	Food, feeding stuffs
43	Volumetric determination of soap content	SOP 70.30 (ČSN 58 8788:1994)	Fats, oils
44	Volumetric determination of saponification number	SOP 70.31 (ČSN EN ISO 3657)	Fats, oils
45	Volumetric determination of iodine number	SOP 70.32 (ČSN EN ISO 3961)	Fats, oils
46	Determination of insoluble impurities by gravimetry	SOP 70.33 ³⁹	Fats, oils, liquids, soluble solids

**The Appendix is an integral part of
Certificate of Accreditation No. 472/2021 of 27/08/2021**

Accredited entity according to ČSN EN ISO/IEC 17025:2018:

Státní veterinární ústav Praha
Testing laboratory no. 1176
Sídlištní 136/24, 165 03 Praha 6 - Lysolaje

Ordinal number ¹	Test procedure/method name	Test procedure/method identification ²	Test object
47	Determination of melting point by thermometry	SOP 70.34 ⁴⁰	Fats, oils
48	Determination of sugars acc. to Schoorl	SOP 70.35a ⁴¹	Food, feeding stuffs
49	Determination of sugars by Luft-Schoorl method	SOP 70.35b ⁴²	Food, feeding stuffs
50	Manganesemetric determination of sugars	SOP 70.35c (ČSN 56 0216-8:1986)	Wines, brandy
51	Polarimetric determination of starch	SOP 70.36a (ČSN 46 7092-21)	Food, feeding stuffs
52	Determination of starch acc. to Ewers	SOP 70.36b ⁴³	Food, feeding stuffs
53	Determination of ochratoxin A by HPLC-FLD method	SOP 70.37 ⁴⁴	Food, feeding stuffs
54	Photometric determination of phosphatase activity	ČSN ISO 3356	Milk and milk products
55	Volumetric determination of sum of calcium and magnesium and calculation of magnesium content	SOP 70.39 (ČSN ISO 6058, ČSN ISO 6059)	Drinking, surface, ground and bottled water
56	Reserved		
57	Volumetric determination of chloride	SOP 70.41 (ČSN ISO 9297)	Drinking, surface, ground and bottled water
58	Photometric determination of ammonium ions	SOP 70.42 (ČSN 83 0520-19:1976)	Drinking, surface, ground and bottled water
59	Determination of permanganate index	SOP 70.43 (ČSN EN ISO 8467)	Drinking, surface, ground and bottled water
60	Determination of phenol index by spectrophotometry	SOP 70.44 (ČSN ISO 6439)	Drinking, surface, ground and bottled water
61	Determination of anionic surfactants by measurement of the methylene blue index	SOP 70.45 (ČSN EN 903)	Drinking, surface, ground and bottled water



**The Appendix is an integral part of
Certificate of Accreditation No. 472/2021 of 27/08/2021**

Accredited entity according to ČSN EN ISO/IEC 17025:2018:

Státní veterinární ústav Praha
Testing laboratory no. 1176
Sídlištní 136/24, 165 03 Praha 6 - Lysolaje

Ordinal number ¹	Test procedure/method name	Test procedure/method identification ²	Test object
62	Volumetric determination of sulfate with Pb(NO ₃) ₂	SOP 70.46 (ČSN 75 7477)	Drinking, surface, ground and bottled water
63	Photometric determination of nitrate with sulfosalicylic acid	SOP 70.47 (ČSN ISO 7890-3)	Drinking, surface, ground and bottled water
64	Photometric determination of nitrite	SOP 70.48 (ČSN EN 26777)	Drinking, surface, ground and bottled water
65	Determination of conductivity by conductometry	SOP 70.49 (ČSN EN 27888)	Drinking, surface, ground and bottled water
66	Determination of volatile halogenated hydrocarbons by GC-MS/ECD method	SOP 70.50 ⁴⁵ (ČSN EN ISO 10301)	Drinking, surface, ground and bottled water
67	Photometric determination of phosphorus	SOP 70.51 (ČSN EN ISO 6878)	Drinking, surface, ground and bottled water
68	Determination of nitrate and nitrite by HPLC-DAD method	SOP 70.52 ⁴⁶	Food, feeding stuffs
69	Determination of aflatoxin M ₁ by HPLC-FLD method	SOP 70.53 ⁴⁷	Milk based food and feeding stuffs
70	Determination of aflatoxins B ₁ , B ₂ , G ₁ , G ₂ and sum by HPLC-MS/MS method	SOP 70.54 ⁴⁸	Food, feeding stuffs
71	Determination of zearalenone by HPLC-FLD method	SOP 70.55 ⁴⁹	Food, feeding stuffs
72	Determination of deoxynivalenole (vomitoxin) by HPLC-DAD method	SOP 70.56 ⁵⁰	Food, feeding stuffs
73	Determination of caffeine by HPLC-DAD method	SOP 70.57 ⁵¹	Coffee, tea, food, beverages



**The Appendix is an integral part of
Certificate of Accreditation No. 472/2021 of 27/08/2021**

Accredited entity according to ČSN EN ISO/IEC 17025:2018:

Státní veterinární ústav Praha
Testing laboratory no. 1176
Sídlištní 136/24, 165 03 Praha 6 - Lysolaje


Ordinal number ¹	Test procedure/method name	Test procedure/method identification ²	Test object
74	Determination of synthetic pyrethroids by GC-ECD method	SOP 70.58 ⁵²	Food, food raw materials – food of animal origin, honey, high-fat food, fats, oils, feed, cereals, plant materials, KDV, animal tissues and biological material of plant and animal origin (see also SANTE/11813/2017)
75	Determination of 5-hydroxymethyl-2-furaldehyde (HMF) by spectrophotometry	SOP 70.59 (ČSN 57 0190)	Honey
76	Determination of organic and inorganic acids by ITP method	SOP 70.60 ⁵³	Food, feeding stuffs, organic and mineral samples and solutions
77	Determination of dry matter (water) by refractometry	SOP 70.61 ⁵⁴	Food of plant origin, honey
78	Polarimetric determination of lactose	SOP 70.62 ⁵⁵	Milk and milk products
79	Polarimetric determination of sucrose	SOP 70.63 (ČSN 57 0190)	Honey
80	Gravimetric determination of unsaponifiable matter	SOP 70.64 ⁵⁶	Plant and animal fats and oils
81	Determination of fumonisins by LC-MS/MS method	SOP 70.65 ⁵⁷	Food, feeding stuffs
82	Determination of milk and casein allergen by ELISA method	SOP 70.66 ⁵⁸ (r-Biopharm manufacturer's manual)	Food
83	Determination of egg protein by ELISA method	SOP 70.67 ⁵⁹ (r-Biopharm manufacturer's manual)	Food
84	Determination of biogenic amines by HPLC-FLD method	SOP No. 70.68 ⁶⁰	Food, tissue
85	Determination of peroxide value of milk fat by spectrophotometry	SOP 70.69 (ČSN ISO 3976)	Butter

**The Appendix is an integral part of
Certificate of Accreditation No. 472/2021 of 27/08/2021**

Accredited entity according to ČSN EN ISO/IEC 17025:2018:

Státní veterinární ústav Praha
Testing laboratory no. 1176
Sídlištní 136/24, 165 03 Praha 6 - Lysolaje

Ordinal number ¹	Test procedure/method name	Test procedure/method identification ²	Test object
86	Gamma-spectrometric determination of gamma emitters activity	SOP 70.70 ⁶¹	Food, feeding stuffs, tissue, biological material
87	Determination of hydroxyproline by spectrophotometry, collagen and pure muscle protein by calculation from the measured values	SOP 70.71 ⁶²	Meat, meat products, food, feeding stuffs
88	Determination of chemical elements by GF-AAS method	SOP 70.72a ⁶³	Drinking, surface, ground and bottled water
89	Determination of chemical elements by GF-AAS method	SOP 70.72b ⁶⁴	Food, feeding stuffs, tissue, biological material
90	Determination of polychlorinated dibenzo- <i>p</i> -dioxins, dibenzofurans (PCDD/PCDF) and planar congeners PCB and PBDE by HRGC/HRMS method	SOP 70.73a ⁶⁵	Drinking, surface, ground and bottled water
91	Determination of polychlorinated dibenzo- <i>p</i> -dioxins, dibenzofurans (PCDD/PCDF) and planar congeners PCB and PBDE by HRGC/HRMS method	SOP 70.73b ⁶⁶	Food, feeding stuffs, tissue, biological material
92	Determination of chemical elements by ICP-OES method	SOP 70.74a ⁶⁷	Drinking, surface, ground and bottled water
93	Determination of chemical elements by ICP-OES method	SOP 70.74b ⁶⁸	Food, feeding stuffs, tissue, biological material
94	Determination of chemical elements by ICP-MS method	SOP 70.75a ⁶⁹	Drinking, surface, ground and bottled water



**The Appendix is an integral part of
Certificate of Accreditation No. 472/2021 of 27/08/2021**

Accredited entity according to ČSN EN ISO/IEC 17025:2018:

Státní veterinární ústav Praha
Testing laboratory no. 1176
Sídlišťní 136/24, 165 03 Praha 6 - Lysolaje

Ordinal number ¹	Test procedure/method name	Test procedure/method identification ²	Test object
95	Determination of chemical elements by ICP-MS method	SOP 70.75b ⁷⁰	Food, feeding stuffs, tissue, biological material
96	Determination of malachite and leucomalachite green, crystal and leucocrystal violet by LC-MS/MS method	SOP 70.76 ⁷¹	Tissue, fish and fish products
97	Determination of quinolone by HPLC-FLD method	SOP 70.77 ⁷²	Tissue
98	Determination of sugars by HPLC-RID method	SOP 70.78 ⁷³	Food, feeding stuffs, beverages
99	Screening determination of veterinary drugs by CHARM II. method	SOP 70.79 ⁷⁴	Tissue, milk, honey, biological material, food
100	Photometric determination of diastase activity	SOP 70.80 (ČSN 57 0190)	Honey
101	Determination of acrylamide by HPLC-MS/MS method	SOP 70.81 ⁷⁵	Food of plant origin
102	Determination of anticoccidials by HPLC-MS/MS method	SOP 70.82 ⁷⁶	Tissue, egg, feeding stuffs
103	Determination of weight and net weight by gravimetry	SOP 70.83 ⁷⁷	Food
104	Fluorimetric determination of phosphatase activity	SOP 70.84 ⁷⁸ (ČSN EN ISO 11816-1, ČSN EN ISO 11816-2)	Milk and milk products
105	Determination of energy value, metabolizable energy, meat content, fish and chicken meat content, and water added by calculation from measured values	SOP 70.85 ⁷⁹	Food, feeding stuffs
106	Determination of glyceroltriheptanoate (GTH) by GC-MS method	SOP 70.86 ⁸⁰	Meat and bone meal, rendering products, feeding stuffs, fats
107	Determination of mineral oil by GC-FID method	SOP 70.87 ⁸¹	Fats, oils, food



**The Appendix is an integral part of
Certificate of Accreditation No. 472/2021 of 27/08/2021**

Accredited entity according to ČSN EN ISO/IEC 17025:2018:

Státní veterinární ústav Praha
Testing laboratory no. 1176
Sídlištní 136/24, 165 03 Praha 6 - Lysolaje

Ordinal number ¹	Test procedure/method name	Test procedure/method identification ²	Test object
108	Determination of NSAIDs by LC-MS/MS method	SOP 70.88 ⁸²	Tissues, milk
109	Determination of melamine by LC-MS/MS method	SOP 70.89 ⁸³	Food, feeding stuffs, milk
110	Determination of antiparasitics by LC-MS/MS method	SOP 70.90 ⁸⁴	Tissues, milk
111	Determination of benzimidazoles by LC-MS/MS method	SOP 70.91 ⁸⁵	Tissues, milk
112	Determination of niclosamide by HPLC-MS/MS method	SOP 70.92 ⁸⁶	Tissues
113	Determination of valnemuline by HPLC-MS/MS method	SOP 70.93 ⁸⁷	Tissues
114	Determination of digestible crude protein soluble by the action of pepsin in hydrochloric acid	SOP 70.94 ⁸⁸	Feeding stuffs
115	Determination of water by vacuum method	SOP 70.95 ⁸⁹	Food
116	Determination of moisture content by distillation method	SOP 70.96 (ČSN ISO 939)	Food, spices
117	Determination of yolks by calculation from measured values	SOP 70.97 ⁹⁰	Mayonnaise, sauces, dressings
118	Volatile nitrogen substances – ABVT by volumetry (TVB-N)	SOP 70.98 (Commission Regulation EC 2074/2005)	Fish
119	Screening determination of veterinary drugs by ELISA method	SOP 70.99 ⁹¹ (r-Biopharm manufacturer's manual)	Tissues, milk, egg, honey
120	Determination of tetracyclines by HPLC-DAD method	SOP 70.100 ⁹²	Feeding stuffs




**The Appendix is an integral part of
Certificate of Accreditation No. 472/2021 of 27/08/2021**

Accredited entity according to ČSN EN ISO/IEC 17025:2018:

Státní veterinární ústav Praha
Testing laboratory no. 1176
Sídlištní 136/24, 165 03 Praha 6 - Lysolaje

Ordinal number ¹	Test procedure/method name	Test procedure/method identification ²	Test object
121	Determination of pesticides by LC-MS/MS method	SOP 70.101 ⁹³	Food, food raw materials – food of animal origin, honey, high-fat food, fats, oils, feed, cereals, plant materials, KDV, animal tissues and biological material of plant and animal origin (see also SANTE/11813/2017)
122	Determination of soya protein by ELISA method	SOP 70.102 ⁹⁴	Food, feeding stuffs
123	Qualitative determination of protein of animal origin by ELISA method	SOP 70.103 ⁹⁵	Food, feeding stuffs
124	Determination of vitamin A and E by HPLC-FLD method	SOP 70.104 ⁹⁶	Food, feeding stuffs
125	Determination of gliadin (gluten) by ELISA method	SOP 70.105 ⁹⁷	Food
126	Determination of T-2 and HT-2 toxins by LC-MS/MS method	SOP 70.106 ⁹⁸	Feeding stuffs, cereals
127	Determination of diastase activity by Phadebas method	SOP 70.107 ⁹⁹	Honey
128	Determination of peanut and shell fruit allergen by ELISA method	SOP 70.108 ¹⁰⁰ (r-Biopharm manufacturer's manual)	Food
129	Determination of mustard and sesame allergen by ELISA method	SOP 70.109 ¹⁰¹ (r-Biopharm manufacturer's manual)	Food
130	Determination of electrical conductivity by conductometry	SOP 70.110 ¹⁰²	Honey
131	Determination of foreign fats (other than milk fat) in milk fat by gas chromatography with triglyceride analysis	SOP 70.111 ¹⁰³	Milk, milk products



**The Appendix is an integral part of
Certificate of Accreditation No. 472/2021 of 27/08/2021**

Accredited entity according to ČSN EN ISO/IEC 17025:2018:

Státní veterinární ústav Praha
Testing laboratory no. 1176
Sídlištní 136/24, 165 03 Praha 6 - Lysolaje


Ordinal number ¹	Test procedure/method name	Test procedure/method identification ²	Test object
132	Determination of glyphosate by IC-MS/MS method	SOP 70.112 ¹⁰⁴	Food, food raw materials – food of animal origin, honey, high-fat food, fats, oils, feed, cereals, plant materials, KDV, animal tissues and biological material of plant and animal origin (see also SANTE/11813/2017)
133 - 300	Reserved		
301	Microbiology of the food chain - Horizontal method for the enumeration of microorganisms Colony count at 30°C by the pour plate technique Colony count at 30°C by the surface plating technique	ČSN EN ISO 4833-1 ČSN EN ISO 4833-2	Food, feeding stuffs
302	Horizontal method for the enumeration of coliforms. Colony-count technique	ČSN ISO 4832	Food, feeding stuffs
303	Detection and enumeration of <i>Escherichia coli</i> and coliform bacteria Membrane filtration method for waters with low bacterial background flora	ČSN EN ISO 9308-1	Drinking water
304	Horizontal method for the enumeration of yeasts and moulds Colony count technique in products with water activity greater than 0,95 Colony count technique in products with water activity less than or equal to 0,95	ČSN ISO 21527-1 ČSN ISO 21527-2	Food feeding stuffs

**The Appendix is an integral part of
Certificate of Accreditation No. 472/2021 of 27/08/2021**

Accredited entity according to ČSN EN ISO/IEC 17025:2018:

Státní veterinární ústav Praha
Testing laboratory no. 1176
Sídlištní 136/24, 165 03 Praha 6 - Lysolaje

Ordinal number ¹	Test procedure/method name	Test procedure/method identification ²	Test object
305	Enumeration of colony-forming units of yeasts and/or moulds. Colony-count technique at 25 °C	ČSN ISO 6611	Milk milk products
306	Enumeration of potentially toxigenic moulds <i>Aspergillus flavus</i> / <i>parasiticus</i> by culture method	SOP 50.13 (EAA NRC for microscopic fungi and their toxins)	Food feeding stuffs
307	Horizontal method for the detection, enumeration and serotyping of <i>Salmonella</i> spp.	SOP 50.30 ČSN EN ISO 6579-1	Food feeding stuffs
308	Detection of <i>Salmonella</i> spp.	ČSN ISO 19250	Drinking water
309	Horizontal method for the enumeration of coagulase-positive staphylococci (<i>Staphylococcus aureus</i> and other species) by culture method	ČSN EN ISO 6888-1 ČSN EN ISO 6888-2 ČSN EN ISO 6888-3	Food feeding stuffs
310	Enumeration of coagulase-positive staphylococci by membrane filtration method	SOP 50.14 (ČSN EN ISO 6888)	Drinking water
311	Horizontal method for the enumeration of presumptive <i>Bacillus cereus</i> . Colony-count technique at 30 °C	ČSN EN ISO 7932	Food feeding stuffs
312	Horizontal method for the determination of low numbers of presumptive <i>Bacillus cereus</i> . Most probable number technique and detection method	ČSN EN ISO 21871	Food feeding stuffs
313	Enumeration of enterococci. Colony-count technique	SOP 50.32 (ČSN 56 0100:1970) Article 80	Food
314	Detection and enumeration of intestinal enterococci by membrane filtration method	ČSN EN ISO 7899-2	Drinking water
315	Reserved		



**The Appendix is an integral part of
Certificate of Accreditation No. 472/2021 of 27/08/2021**

Accredited entity according to ČSN EN ISO/IEC 17025:2018:

Státní veterinární ústav Praha
Testing laboratory no. 1176
Sídlištní 136/24, 165 03 Praha 6 - Lysolaje

Ordinal number ¹	Test procedure/method name	Test procedure/method identification ²	Test object
316	Enumeration of presumptive <i>Pseudomonas spp.</i> by culture method	ČSN EN ISO 13720	Meat meat products
317	Detection and enumeration of <i>Pseudomonas aeruginosa</i> - Method by membrane filtration	ČSN EN ISO 16266	Drinking water
318	Enumeration of mesophilic spore-forming microbes. Colony count technique	SOP 50.1 (ČSN EN ISO 4833)	Food feeding stuffs
319	Horizontal method for the enumeration of <i>Clostridium perfringens</i> Colony-count technique	ČSN EN ISO 7937	Food feeding stuffs
320	Horizontal method for the enumeration of sulfite-reducing bacteria growing under anaerobic conditions	ČSN ISO 15213	Food feeding stuffs
321	Detection and enumeration of the spores of sulfite-reducing anaerobes (clostridia). Method by membrane filtration	ČSN EN 26461 – 2	Drinking water
322	Determination of commercial sterility by thermostat test	SOP 50.15 (ČSN 56 0100:1970, Article 151)	Food feeding stuffs
323	Determination of microbial contamination by the swab method. Monitoring the effectiveness of disinfection	SOP 50.16 (ČSN 56 0100:1970, Article 144 -148)	Working environment and tools carcass
324	Determination of residues of inhibiting substances. Plate diffusion method	SOP 50.4 (Methodical Instruction NRL SVA CR of 01/06/2008)	Food, tissues, milk, egg
325	Determination of residues of inhibiting substances miniaturized commercial tests ECLIPSE, PremiTest	SOP 50.19 (manufacturer's manual – ECLIPSE, PremiTest)	Milk




**The Appendix is an integral part of
Certificate of Accreditation No. 472/2021 of 27/08/2021**

Accredited entity according to ČSN EN ISO/IEC 17025:2018:

Státní veterinární ústav Praha
Testing laboratory no. 1176
Sídliště 136/24, 165 03 Praha 6 - Lysolaje

Ordinal number ¹	Test procedure/method name	Test procedure/method identification ²	Test object
326	Horizontal method for the detection and enumeration of bacteria of the genus <i>Campylobacter</i>	SOP 50.29 ČSN EN ISO 10272-1 ČSN EN ISO 10272-2	Food feeding stuffs
327	Horizontal method for the enumeration of b-glucuronidase-positive <i>Escherichia coli</i> . Colony-count technique at 44°C	ČSN ISO 16649 – 2	Food
328	Rapid culture method for the detection of <i>Salmonella spp.</i> in food, feed and smears from the environment of production and distribution of food and feed - OXOID Salmonella PreciS	SOP 50.35 (OXOID Salmonella PreciS manufacturer's manual)	Food, feed, smears
329	Horizontal method for the detection and enumeration of <i>Listeria monocytogenes</i> and <i>Listeria spp.</i>	SOP 50.28 ČSN EN ISO 11290-1 ČSN EN ISO 11290-2	Food feeding stuffs
330	Detection of <i>Salmonella spp.</i> by real-time PCR method	SOP 50.36 (ČSN EN ISO 6579-1, Applied and Environmental Microbiology July 2017, Volume 83 Issue 14: Real-Time PCR Method for Detection of <i>Salmonella spp.</i> in Environmental Samples)	Food, feed, smears
331	Enumeration of colony-forming units of psychrotrophic microorganisms. Colony-count technique at 6.5 °C	ČSN ISO 17410, Annex A	Milk
332	Estimation of psychrotrophic microorganisms - Colony-count technique at 21 °C (Rapid method)	ČSN ISO 17410, Annex B	Food




**The Appendix is an integral part of
Certificate of Accreditation No. 472/2021 of 27/08/2021**

Accredited entity according to ČSN EN ISO/IEC 17025:2018:

Státní veterinární ústav Praha
Testing laboratory no. 1176
Sídlišťní 136/24, 165 03 Praha 6 - Lysolaje

Ordinal number ¹	Test procedure/method name	Test procedure/method identification ²	Test object
333	Enumeration of culturable micro-organisms. Colony count by inoculation in a nutrient agar culture medium (22°C and 36°C)	ČSN EN ISO 6222	Drinking water
334	Horizontal method for the detection and enumeration of <i>Enterobacteriaceae</i> by culture method	SOP 50.31 ČSN EN ISO 21528-1 ČSN EN ISO 21528-2	Food, feeding stuffs
335	Horizontal method for the enumeration of mesophilic lactic acid bacteria	ČSN ISO 15214	Food
336	Sensory analysis of food and feeding stuffs	SOP 50.9 (ČSN EN ISO 10399, ČSN EN ISO 4120, ČSN EN ISO 5495)	Food feeding stuffs
337	Enumeration of somatic cells in flow cytometry method	SOP 50.12 (ČSN EN ISO 13366-2)	Milk
338	Enumeration of somatic cells by microscopic method	ČSN EN ISO 13366-1	Milk
339	Reserved		
340	Cultivation determination of <i>Paenibacillus larvae larvae</i>	SOP 50.20 (BRI methodology Dol)	Honey
341	Determination of water activity a_w by Novasina device	SOP 50.26 (manufacturer's manual – NOVASINA)	Food, feeding stuffs
342	Detection of shigatoxin producing <i>Escherichia coli</i> (STEC) and determination of serotypes <i>O157</i> , <i>O111</i> , <i>O26</i> , <i>O103</i> and <i>O145</i>	SOP 50.22 (ČSN P CEN ISO/TS 13136)	Food, feeding stuffs, swabs
343	Detection of staphylococcal enterotoxins immunofluorescence by enzymatic method using VIDAS commercial kit	SOP 50.34 (ČSN EN ISO 190)	Food, feeding stuffs




**The Appendix is an integral part of
Certificate of Accreditation No. 472/2021 of 27/08/2021**

Accredited entity according to ČSN EN ISO/IEC 17025:2018:

Státní veterinární ústav Praha
Testing laboratory no. 1176
Sídlištní 136/24, 165 03 Praha 6 - Lysolaje

Ordinal number ¹	Test procedure/method name	Test procedure/method identification ²	Test object
344	Horizontal method for the detection and enumeration of coliforms. Most probable number technique	ČSN ISO 4831	Food, feedstuffs
345	Detection and enumeration of <i>Legionella</i> by culture method	SOP 50.2 (ČSN EN ISO 11731-2)	Drinking water
346	Enumeration of characteristic microorganisms - Colony-count technique at 37 degrees C	ČSN ISO 7889	Yogurt
347	Enumeration of presumptive bifidobacteria. Colony count technique at 37 degrees C	ČSN ISO 29981	Milk products
348 - 402	Reserved		
403	Diagnosis of trichinellosis by digestion method	SOP No. 10.403 (O.I.E., Chap. 2.2.9.)	Tissue
404- 405	Reserved		
406	Diagnosis of varroosis (bee mite - <i>Varroa destructor</i>) by flotation method	SOP No. 10.406 (O.I.E., Chap. 2.2.7.)	Bee pulp, adult bees, drone brood
407	Reserved		
408	Pathomorphological examination of vertebrates	SOP No. 10.408	Tissues
409	Determination of bone fragments by alizarin red staining method	SOP No. 10.409 ¹⁰⁵	Tissues, meat products
410- 411	Reserved		
412	Diagnostics of <i>Echinococci</i> and their larval stages (larvocysts) in domestic, free living and exotic animals	SOP 10.412 (O.I.E., Chap. 2.1.4)	Tissues, internal organs, intestinal system
413 - 500	Reserved		




**The Appendix is an integral part of
Certificate of Accreditation No. 472/2021 of 27/08/2021**

Accredited entity according to ČSN EN ISO/IEC 17025:2018:

Státní veterinární ústav Praha
Testing laboratory no. 1176
Sídlištní 136/24, 165 03 Praha 6 - Lysolaje

Ordinal number ¹	Test procedure/method name	Test procedure/method identification ²	Test object
501	Detection of mycobacteria by culture and molecular-biology methods (PCR, gene probe)	SOP 20.501 (O.I.E., Chap. 2.1.15., 2.3.6., 2.4.6.)	Tissue, droppings, feedstuffs, samples of the environment
502	Detection of <i>Taylorella equigenitalis</i> by culture and molecular-biology methods (PCR)	SOP 20.502 (O.I.E., Chap. 2.5.2)	Preputial lavage, swab, tissue, ejaculate
503	Detection of <i>Salmonella</i> spp. by culture method, fast agglutination and molecular-biology methods (PCR)	SOP 20.503 (O.I.E., Chap. 2.3.11., ČSN EN ISO 6579-1)	Tissue, droppings, swabs, meconium, eggs, samples of the breeding environment, bacterial culture
504	Detection of <i>Campylobacter fetus</i> by culture and molecular-biology methods (PCR)	SOP 20.504 (O.I.E., Chap. 2.4.4)	Preputial lavage, swab, tissue, ejaculate
505	Detection of <i>Francisella tularensis</i> by culture and molecular-biology methods (PCR)	SOP20. 505 (O.I.E., Chap. 2.1.22)	Swab, tissue
506	Detection of biovars of <i>Brucella melitensis</i> (Abortus, Suis, Ovis, Canis, Melitensis, Neotomae) by culture and molecular-biology methods (PCR)	SOP 20.506 (O.I.E., Chap. 2.1.4., 2.7.8)	Swab, tissue
507	Reserved		
508	Detection of <i>Paenibacillus larvae subsp. Larvae</i> by culture and molecular-biology methods (PCR)	SOP 20.508 (O.I.E., Chap. 2.2.2)	Honey comb, pulp, wax, bacterial culture
509	Detection of <i>Melissococcus pluton</i> by culture and molecular-biology methods (PCR)	SOP 20.509 (O.I.E., Chap. 2.2.3)	Honey comb, pulp, wax, bacterial culture
510	Detection of <i>Listeria</i> spp. by culture and molecular-biology methods (PCR, gene probe)	SOP 20.510 (ČSN EN ISO 11290-1)	Tissue, milk, bacterial culture



**The Appendix is an integral part of
Certificate of Accreditation No. 472/2021 of 27/08/2021**

Accredited entity according to ČSN EN ISO/IEC 17025:2018:

Státní veterinární ústav Praha
Testing laboratory no. 1176
Sídlištní 136/24, 165 03 Praha 6 - Lysolaje

Ordinal number ¹	Test procedure/method name	Test procedure/method identification ²	Test object
511	Identification of bacteria (<i>Helicobacter</i> spp., <i>Campylobacter</i> spp., <i>Mycoplasma</i> spp., <i>Pasteurella</i> spp., <i>Muribacter muris</i> , <i>Rodentibacter pneumotropicus</i> , <i>Pseudomonas</i> spp., <i>Streptococcus</i> spp., <i>Staphylococcus</i> spp., <i>Citrobacter rodentium</i> , <i>Streptobacillus moniliformis</i> , <i>Corynebacterium kutscheri</i> , <i>Yersinia</i> spp., <i>Clostridium</i> spp., <i>Salmonella</i> spp., <i>Bordetella bronchiseptica</i> , <i>Dermatophyt</i> , <i>Escherichia coli</i>) isolated from laboratory animals by culture method and molecular-biology methods (PCR)	SOP 20.511 (HLAB)	Primocultures of bacteria from tissues of laboratory animals, tissue
512	Testing of bacteria sensitivity to antimicrobial agents by disk diffusion method	SOP 20.512 (CLSI: VET01S, VET01-A4, M100))	Bacterial culture
513	Determination of minimum inhibition concentration of antimicrobial agents by microtitration dilution method	SOP 20.513 (ČSN EN ISO 20776-1, CLSI: VET01S, VET01-A4, M100)	Bacterial culture
514	Detection of <i>Bacillus anthracis</i> by microscopic, culture method and molecular-biology methods (PCR)	SOP 20.514 (O.I.E., Chap. 2.1.1.)	Serum, blood, tissue, samples of the environment
515	Identification of bacteria and lower fungi by MALDI TOF®	SOP No. 20.515 (Bruker Daltonics manufacturer's manual)	Bacterial culture
516	Universal taxonomic identification system of bacteria and lower fungi by MicroSeq® method	SOP 20.6.5.1.	Lower fungi culture, bacterial culture, swabs




**The Appendix is an integral part of
Certificate of Accreditation No. 472/2021 of 27/08/2021**

Accredited entity according to ČSN EN ISO/IEC 17025:2018:

Státní veterinární ústav Praha
Testing laboratory no. 1176
Sídlištní 136/24, 165 03 Praha 6 - Lysolaje

Ordinal number ¹	Test procedure/method name	Test procedure/method identification ²	Test object
517	Isolation of <i>Escherichia coli</i> producing ESBL, AmpC and carbapenemase in samples of fresh meat and samples of cecal content	SOP 20.517	Tissue, cecal content
518	Testing the susceptibility of bacteria to antimicrobial agents by determining the minimum inhibitory concentration on pre- of deep frozen microtiter plates	SOP 20.518 (ČSN EN ISO 20776-1, CLSI: VET01S, VET01-A4, M100)	Bacterial culture
519 - 600	Reserved		
601	Detection of antibodies against <i>Brucella spp.</i> by PA, KFR, RBT and ELISA method	SOP No. 30.201 (Institut Pourquier, Bioveta, Idexx, ID Vet manufacturer's manual)	Serum, milk
602	Detection of antibodies against <i>Trypanosoma equiperdum</i> by complement fixation test	SOP No. 30.202 (NVSL manufacturer's manual)	Serum
603	Detection of antibodies against <i>Burkholderia mallei</i> by complement fixation test	SOP No. 30.203 (NVSL manufacturer's manual)	Serum
604	Detection of antibodies against <i>Mycobacterium avium subsp. paratuberculosis</i> by RVK and ELISA method	SOP No. 30.204 (Idexx, ID Vet manufacturer's manual)	Serum
605	Detection of antibodies against <i>Leptospira spp.</i> by microagglutination test	SOP No. 30.205 (O.I.E., Chap. 2.1.9.)	Serum
606	Detection of foot and mouth disease virus by antigen ELISA and molecular-biology methods (real time RT-PCR)	SOP No. 30.301a (O.I.E., Chap. 2.1.5., WRL Pirbright manufacturer's manual)	Serum, tissue, swab




**The Appendix is an integral part of
Certificate of Accreditation No. 472/2021 of 27/08/2021**

Accredited entity according to ČSN EN ISO/IEC 17025:2018:

Státní veterinární ústav Praha
Testing laboratory no. 1176
Sídlištní 136/24, 165 03 Praha 6 - Lysolaje

Ordinal number ¹	Test procedure/method name	Test procedure/method identification ²	Test object
607	Detection of antibodies against foot and mouth disease virus by virus neutralisation test, LPB ELISA, Priocheck FMD NSP ELISA and Priocheck FMD Type O	SOP No. 30.301b (O.I.E., Chap. 2.1.5. WRL Pirbright, Prionics manufacturer's manual)	Serum
608	Detection of swine vesicular disease virus by isolation in cell lines, antigen ELISA and molecular-biology methods (real time RT-PCR)	SOP No. 30.302a (O.I.E., Chap. 2.8.9. WRL Pirbright manufacturer's manual)	Serum, tissue
609	Detection of antibodies against swine vesicular disease virus using diagnostic kits ELISA Priocheck SVDV Ab, ID Screen Swine Vesicular Disease Competition and virus neutralisation test	SOP No. 30.302b (O.I.E., Chap. 2.8.9., Prionics manufacturer's manual)	Serum
610	Diagnostics of vesicular stomatitis virus by isolation in cell lines, virus neutralisation test and molecular-biology methods (real time RT-PCR)	SOP No. 30.303 (O.I.E., Chap. 2.1.19.)	Serum, tissue
611	Detection of Newcastle disease virus by isolation in chicken embryos, haemagglutination test, pathogenicity determination of APMV1, by molecular-biology methods (real time RT-PCR) and intracerebral pathogenicity index	SOP No. 30.304a (O.I.E., Chap. 2.3.14.)	Tissue, feces, swab
612	Detection of antibodies against Newcastle disease virus by hemagglutination-inhibition test	SOP No. 30.304b (O.I.E., Chap. 2.3.14.)	Serum
613	Detection of avian influenza virus by isolation in chicken embryos, hemagglutination test, intravenous pathogenicity index determination and molecular-biology methods (real time RT-	SOP No. 30.305a (O.I.E., Chap. 2.3.4.)	Tissue, feces, swab



**The Appendix is an integral part of
Certificate of Accreditation No. 472/2021 of 27/08/2021**

Accredited entity according to ČSN EN ISO/IEC 17025:2018:

Státní veterinární ústav Praha
Testing laboratory no. 1176
Sídlištní 136/24, 165 03 Praha 6 - Lysolaje

Ordinal number ¹	Test procedure/method name	Test procedure/method identification ²	Test object
	PCR on matrix protein, H5 and H7 subtype determination)		
614	Detection of antibodies against avian influenza virus by agar gel immunodiffusion test, Idexx Influenza A Ab Test and hemagglutination inhibition test	SOP No. 30.305b (O.I.E., Chap. 2.3.4., Idexx manufacturer's manual)	Serum
615	Detection of classical swine fever virus by isolation in cell lines	SOP No. 30.306a (O.I.E., Chap. 2.8.3.)	Tissue
616	Detection of antibodies against classical swine fever virus by Priocheck CSFV ELISA and Herdchek CSFV Ab ELISA	SOP No. 30.306b (Prionics and Idexx manufacturer's manual)	Serum
617	Detection of antibodies against enzootic bovine leukosis virus by agar gel immunodiffusion test, using ELISA diagnostic kit	SOP No.30.307 (Veterinary Diagnostic Technology, Inc, Test-line, IDEXX, ID VET manufacturer's manual)	Serum, milk
618	Diagnostics of Aujeszky's disease virus using diagnostic kits ELISA ID Screen Aujeszky gB competition and AD Ab ELISA	SOP No. 30.308 (ID Vet, Test line manufacturer's manual)	Serum
619	Diagnostics of infectious bovine rhinotracheitis by BHV-1 ELISA, Svanovir IBR AbTest, IBR Ab gE test and IBR Ab gB test diagnostic kit	SOP No. 30.309 (Test-line, Svanova Biotech AB and IDEXX manufacturer's manual)	Serum, milk
620	Detection of bovine viral diarrhoea virus using diagnostic kit ELISA BVDV Antigen Test kit/Serum Plus and molecular-biology methods (real time RT-PCR)	SOP No. 30.310a (IDEXX manufacturer's manual)	Serum, tissue
621	Detection of antibodies against bovine viral diarrhoea virus using diagnostic kit ELISA BVD/MD/BD P80 Protein Antibody Test Kit	SOP No. 30.310b (IDEXX manufacturer's manual)	Serum

**The Appendix is an integral part of
Certificate of Accreditation No. 472/2021 of 27/08/2021**

Accredited entity according to ČSN EN ISO/IEC 17025:2018:

Státní veterinární ústav Praha
Testing laboratory no. 1176
Sídliště 136/24, 165 03 Praha 6 - Lysolaje

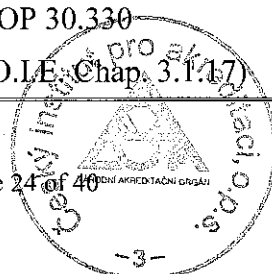
Ordinal number ¹	Test procedure/method name	Test procedure/method identification ²	Test object
622	Detection of antibodies against PRRS by Herdchek PRRS X3 ELISA	SOP No. 30.311 (IDEXX manufacturer's manual)	Serum
623	Detection of antibodies against equine infectious anemia virus by agar gel immunodiffusion test	SOP No. 30.312 (VMRD and IDEXX manufacturer's manual)	Serum
624	Detection of equine arteritis virus by isolation in cell lines and molecular-biology methods (real time RT-PCR)	SOP No. 30.313a (O.I.E., Chap. 2.5.10.)	Tissue, ejaculate
625	Detection of antibodies against equine arteritis virus by virus neutralisation test	SOP No. 30.313b (O.I.E., Chap. 2.5.10.)	Serum
626	Detection of antibodies against infectious bronchitis virus by Flockchek IBV Ab ELISA	SOP No. 30.314 (IDEXX manufacturer's manual)	Serum
627	Detection of antibodies against infectious bursal disease virus by Flockchek IBD Ab ELISA	SOP No. 30.315 (IDEXX manufacturer's manual)	Serum
628	Detection of antibodies against Maedi-Visna/CAE virus by diagnostic kit ID Screen ELISA MVV/CAEV Indirect and IDEXX ELISA MVV/CAEV p28 Ab Verification Test	SOP No. 30.316 (ID Vet, IDEXX manufacturer's manual)	Serum
629	Detection of antibodies against bluetongue virus by ID Screen Bluetongue Competition ELISA	SOP No. 30.317 (ID Vet manufacturer's manual)	Serum
630	Detection of bluetongue virus by real time RT-PCR	SOP No. 30.318 (O.I.E., Chap. 2.1.3.)	Blood
631	Detection of antibodies against West Nile virus by ID Screen West Nile Competition ELISA	SOP No. 30.319 (ID Vet manufacturer's manual)	Serum
632	Detection of West Nile virus by real time RT-PCR	SOP No. 30.320 (O.I.E., Chap. 2.1.20)	Blood, swab, tissue

**The Appendix is an integral part of
Certificate of Accreditation No. 472/2021 of 27/08/2021**

Accredited entity according to ČSN EN ISO/IEC 17025:2018:

Státní veterinární ústav Praha
Testing laboratory no. 1176
Sídlištní 136/24, 165 03 Praha 6 - Lysolaje

Ordinal number ¹	Test procedure/method name	Test procedure/method identification ²	Test object
633	Detection of antibodies against <i>Coxiella burnetii</i> (Q fever) by complement fixation test and ID Screen Q fever indirect Multi-species ELISA	SOP No. 30.321 (Virion/Serion and ID Vet manufacturer's manual)	Serum, blood
634	Species specific DNA analysis of tissues and their products	SOP No. 30.6.6.1.	Tissues, meat product, feedstuffs
635	Detection of African swine fever virus by molecular-biology methods	SOP No. 30.322 (EU-RL ASF method)	Organs, blood
636	Detection of antibodies against <i>Francisella tularensis</i> by slow agglutination test	SOP No. 30.323 (Biovet manufacturer's manual)	Serum, blood
637	Detection of celery DNA by RT-PCR method	SOP 30.6.6.4 ¹⁰⁶	Food
638	Detection of antibodies against African swine fever virus by ELISA test Ingezim PPA Compac	SOP 30.324 (Ingenasa manufacturer's manual)	Blood
639	Detection of classical swine fever by molecular biology methods	SOP 30.325 ¹⁰⁷	Organs, blood
640	Detection of rabies virus by molecular biology methods	SOP 30.326 (O.I.E. Chap. 3.1.17)	Organs (brain, salivary glands or saliva)
641	Detection of rabies virus by direct immunofluorescence, isolation on cell lines and biological test	SOP 30.327 (O.I.E. Chap. 3.1.17)	Brain
642	Determination of antibodies against rabies virus by virus neutralization test	SOP 30.328 (O.I.E. Chap. 3.1.17)	Serum
643	Rabies virus titration – Determination of TCID ₅₀	SOP 30.329 (O.I.E. Chap. 3.1.17)	Vaccine, rabies virus suspension
644	Detection of tetracycline biomarker in bone fractions	SOP 30.330 (O.I.E. Chap. 3.1.17)	Tissue



**The Appendix is an integral part of
Certificate of Accreditation No. 472/2021 of 27/08/2021**

Accredited entity according to ČSN EN ISO/IEC 17025:2018:

Státní veterinární ústav Praha
Testing laboratory no. 1176
Sídlištní 136/24, 165 03 Praha 6 - Lysolaje

Ordinal number ¹	Test procedure/method name	Test procedure/method identification ²	Test object
645	Diagnostics of transmissible spongiform encephalopathies by immunochromatographic method using commercial test Prionics-Check PrioSTRIP	SOP 30.331 (Prionics manufacturer's manual)	Brain tissue
646	Diagnostics of transmissible spongiform encephalopathies by ELISA method using IDEXX Herd Check commercial test	SOP 30.332 (IDEXX manufacturer's manual)	Brain tissue
647	Detection of antibodies against equine herpesviruses 1,4 (EHV – 1,4) by virus neutralization test	SOP 30.333 (O.I.E. Chap. 3.5.9)	Blood
648	Detection of equine herpesvirus 1,4 (EHV – 1,4) by real-time PCR method	SOP 30.334 (O.I.E. Chap. 3.5.9)	Organs, swabs
649	Detection of antibodies against Schmallenberg virus with ID Screen Schmallenberg diagnostic kit by virus Competition and virus neutralization test	SOP 30.335 (ID Vet manufacturer's manual, FLI - Germany method)	Blood
650	Detection of Schmallenberg virus by real-time RT-PCR method	SOP 30.336 (FLI - Germany method)	Organs, blood
651	Detection of IgM antibodies against West Nile Fever virus by ID Screen West Nile IgM Capture immunoassay	SOP 30.337 (ID Vet manufacturer's manual)	Blood

Sampling:

Ordinal number	Sampling procedure name	Sampling procedure identification ¹	Sampled object
1.	Sampling of food, raw materials for the production of food and feeding stuffs	SOP VZO.1 ¹⁰⁸	food, raw materials for the production of food, feeding stuffs


**The Appendix is an integral part of
Certificate of Accreditation No. 472/2021 of 27/08/2021**

Accredited entity according to ČSN EN ISO/IEC 17025:2018:

Státní veterinární ústav Praha
Testing laboratory no. 1176
Sídlištní 136/24, 165 03 Praha 6 - Lysolaje

2. Workplace Hradec Králové

Ordinal number ¹	Test procedure/method name	Test procedure/method identification ²	Test object
1-300	Reserved		
301	Microbiology of the food chain - Horizontal method for the enumeration of microorganisms. Colony count at 30°C by the pour plate technique. Colony count at 30°C by the surface plating technique	ČSN EN ISO 4833-1 ČSN EN ISO 4833-2	Food, feeding stuffs
302	Horizontal method for the enumeration of coliforms. Colony-count technique	ČSN EN ISO 4832	Food, feeding stuffs
303	Reserved		
304	Horizontal method for the enumeration of yeasts and moulds Colony count technique in products with water activity greater than 0,95 Colony count technique in products with water activity less than or equal to 0,95	ČSN ISO 21527-1, ČSN ISO 21527-2	Food, feeding stuffs
305	Enumeration of colony-forming units of yeasts and/or moulds - Colony-count technique at 25 °C	ČSN ISO 6611	Milk, milk products
306	Reserved		
307	Horizontal method for the detection, enumeration and serotyping of <i>Salmonella</i> spp.	SOP 50.30 (ČSN EN ISO 6579-1)	Food, feeding stuffs
308	Reserved		



**The Appendix is an integral part of
Certificate of Accreditation No. 472/2021 of 27/08/2021**

Accredited entity according to ČSN EN ISO/IEC 17025:2018:

Státní veterinární ústav Praha
Testing laboratory no. 1176
Sídlištní 136/24, 165 03 Praha 6 - Lysolaje

Ordinal number ¹	Test procedure/method name	Test procedure/method identification ²	Test object
309	Horizontal method for the enumeration of coagulase-positive staphylococci (<i>Staphylococcus aureus</i> and other species) by culture method	ČSN EN ISO 6888-1 ČSN EN ISO 6888-2 ČSN EN ISO 6888-3	Food, feeding stuffs
310	Reserved		
311	Horizontal method for the enumeration of presumptive <i>Bacillus cereus</i> -Colony-count technique at 30 °C	ČSN EN ISO 7932	Food, feeding stuffs
312	Reserved		
313	Enumeration of enterococci. Colony-count technique	SOP 50.32 (ČSN 56 0100:1970 Article 80)	Food
314-315	Reserved		
316	Enumeration of presumptive <i>Pseudomonas spp.</i>	ČSN EN ISO 13720	Meat, meat products
317	Reserved		
318	Enumeration of mesophilic spore-forming microbes. Colony count technique	SOP 50.1 (ČSN EN ISO 4833)	Food, feeding stuffs
319	Horizontal method for the enumeration of <i>Clostridium perfringens</i> . Colony-count technique	ČSN EN ISO 7937	Food, feeding stuffs
320	Horizontal method for the enumeration of sulfite-reducing bacteria growing under anaerobic conditions	ČSN ISO 15213	Food, feeding stuffs
321-322	Reserved		



**The Appendix is an integral part of
Certificate of Accreditation No. 472/2021 of 27/08/2021**

Accredited entity according to ČSN EN ISO/IEC 17025:2018:

Státní veterinární ústav Praha
Testing laboratory no. 1176
Sídlištní 136/24, 165 03 Praha 6 - Lysolaje

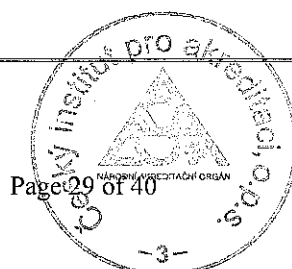
Ordinal number ¹	Test procedure/method name	Test procedure/method identification ²	Test object
323	Determination of microbial contamination by the swab method. Monitoring the effectiveness of disinfection	SOP 50.16 (ČSN 56 0100:1970, Article 144 -148)	Working environment and tools, carcass
324	Reserved		
325	Determination of residues of inhibiting substances miniaturized commercial tests ECLIPSE, PremiTest	SOP 50.19 (manufacturer's manual – ECLIPSE, PremiTest)	Milk
326	Reserved		
327	Horizontal method for the enumeration of b-glucuronidase-positive <i>Escherichia coli</i> . Colony-count technique at 44 °C	ČSN ISO 16649-2	Food
328	Reserved		
329	Horizontal method for the detection and enumeration of <i>Listeria monocytogenes</i> and <i>Listeria spp.</i>	SOP 50.28 (ČSN EN ISO 11290-1, ČSN EN ISO 11290-2)	Food, feeding stuffs
330	Reserved		
331	Enumeration of colony-forming units of psychrotrophic microorganisms. Colony-count technique at 6.5 °C	ČSN ISO 17410, Annex A	Milk
332	Estimation of psychrotrophic microorganisms. Colony-count technique at 21 °C (Rapid method)	ČSN ISO 17410, Annex B	Food
333	Reserved		

**The Appendix is an integral part of
Certificate of Accreditation No. 472/2021 of 27/08/2021**

Accredited entity according to ČSN EN ISO/IEC 17025:2018:

Státní veterinární ústav Praha
Testing laboratory no. 1176
Sídlištní 136/24, 165 03 Praha 6 - Lysolaje

Ordinal number ¹	Test procedure/method name	Test procedure/method identification ²	Test object
334	Horizontal method for the detection and enumeration of <i>Enterobacteriaceae</i> by culture method	SOP 50.31 (ČSN EN ISO 21528-1, ČSN EN ISO 21528-2)	Food, feeding stuffs
335	Horizontal method for the enumeration of mesophilic lactic acid bacteria	ČSN ISO 15214	Food
336	Sensory analysis of food and feeding stuffs	SOP 50.9 (ČSN EN ISO 10399, ČSN EN ISO 4120, ČSN EN ISO 5495)	Food, feeding stuffs
337- 338	Reserved		
339	Horizontal method for the detection of <i>Cronobacter</i>	ČSN EN ISO 22964	Milk products
340	Cultivation determination of <i>Paenibacillus larvae</i> larvae	SOP 50.20 (BRI methodology Dol)	Honey
341	Determination of water activity a_w by Novasina device	SOP 50.26 (manufacturer's manual – NOVASINA)	Food, feeding stuffs
342- 402	Reserved		
403	Diagnosis of trichinellosis by digestion method	SOP No. 10.403 (O.I.E., Chap. 2.2.9.)	Tissue
404- 405	Reserved		
406	Diagnosis of varroosis (bee mite - <i>Varroa destructor</i>) by flotation method	SOP No. 10.406 (O.I.E., Chap. 2.2.7.)	Bee pulp, adult bees, drone brood
407- 501	Reserved		
502	Detection of <i>Taylorella equigenitalis</i> by culture and molecular-biology methods (PCR)	SOP 20.502 (O.I.E., Chap. 2.5.2)	Preputial lavage, swab, tissue, ejaculate



**The Appendix is an integral part of
Certificate of Accreditation No. 472/2021 of 27/08/2021**

Accredited entity according to ČSN EN ISO/IEC 17025:2018:

Státní veterinární ústav Praha
Testing laboratory no. 1176
Sídlištní 136/24, 165 03 Praha 6 - Lysolaje

Ordinal number ¹	Test procedure/method name	Test procedure/method identification ²	Test object
503	Detection of <i>Salmonella</i> spp. by culture method, fast agglutination and molecular-biology methods (PCR)	SOP 20.503 (O.I.E., Chap. 2.3.11, ČSN EN ISO 6579-1)	Tissue, droppings, swabs, meconium, eggs, samples of the breeding environment, bacterial culture
504	Detection of <i>Campylobacter fetus</i> by culture method and molecular biology methods (PCR)	SOP 20.504 (O.I.E., Chap. 2.4.4)	Preputial lavage, swab, tissue, ejaculate
505-600	Reserved		
601	Detection of antibodies against <i>Brucella</i> spp. by PA, KFR, RBT and ELISA method	SOP No. 30.201 (Institut Pourquier, Bioveta, Idexx, ID Vet manufacturer's manual)	Serum, milk
602	Detection of antibodies against <i>Trypanosoma equiperdum</i> by complement fixation test	SOP No. 30.202 (NVSL manufacturer's manual)	Serum
603	Detection of antibodies against <i>Burkholderia mallei</i> by complement fixation test	SOP No. 30.203 (NVSL manufacturer's manual)	Serum
604	Detection of antibodies against <i>Mycobacterium avium paratuberculosis</i> by RVK and ELISA methods	SOP No. 30.204 (Idexx, ID Vet manufacturer's manual)	Serum
605-608	Reserved		
609	Detection of antibodies against swine vesicular disease virus using diagnostic kits ELISA Priocheck SVDV Ab, ID Screen Swine Vesicular Disease Competition and virus neutralisation test	SOP No. 30.302b (O.I.E., Chap. 2.8.9., Prionics manufacturer's manual)	Serum




**The Appendix is an integral part of
Certificate of Accreditation No. 472/2021 of 27/08/2021**

Accredited entity according to ČSN EN ISO/IEC 17025:2018:

Státní veterinární ústav Praha
Testing laboratory no. 1176
Sídlištní 136/24, 165 03 Praha 6 - Lysolaje

Ordinal number ¹	Test procedure/method name	Test procedure/method identification ²	Test object
610-615	Reserved		
616	Detection of antibodies against classical swine fever virus by Priocheck CSFV ELISA and Herdchek CSFV Ab ELISA	SOP No. 30.306b (Prionics and Idexx manufacturer's manual)	Serum
617	Detection of antibodies against enzootic bovine leukosis virus by agar gel immunodiffusion test, using ELISA diagnostic kit	SOP No.30.307 (Veterinary Diagnostic Technology, Inc, Test-line, IDEXX, ID VET manufacturer's manual)	Serum, milk
618	Diagnostics of Aujeszky's disease virus using diagnostic kits ELISA ID Screen Aujeszky gB competition and AD Ab ELISA	SOP No. 30.308 (ID Vet, Test line manufacturer's manual)	Serum
619	Diagnostics of infectious bovine rhinotracheitis by BHV-1 ELISA, Svanovir IBR AbTest, IBR Ab gE test and IBR Ab gB test diagnostic kit	SOP No. 30.309 (Test-line, Svanova Biotech AB and IDEXX manufacturer's manual)	Serum
620	Detection of bovine viral diarrhoea virus using diagnostic kit ELISA BVDV Antigen Test kit/Serum Plus and molecular-biology methods (real time RT-PCR)	SOP No. 30.310a (IDEXX manufacturer's manual)	Serum, tissue
621	Detection of antibodies against bovine viral diarrhoea virus by BVD/MD/BD P80 Protein Antibody Test Kit	SOP No. 30.310b (IDEXX manufacturer's manual)	Serum
622	Reserved		



**The Appendix is an integral part of
Certificate of Accreditation No. 472/2021 of 27/08/2021**

Accredited entity according to ČSN EN ISO/IEC 17025:2018:

Státní veterinární ústav Praha
Testing laboratory no. 1176
Sídlištní 136/24, 165 03 Praha 6 - Lysolaje

Ordinal number ¹	Test procedure/method name	Test procedure/method identification ²	Test object
623	Detection of antibodies against equine infectious anemia virus by agar gel immunodiffusion test	SOP No. 30.312 (VMRD and IDEXX manufacturer's manual)	Serum
624-627	Reserved		
628	Detection of antibodies against Maedi-Visna/CAE using the diagnostic kit ID Screen ELISA MVV/CAEV Indirect and IDEXX ELISA MVV/CAEV p28 Ab Verification Test	SOP 30.316 (ID Vet, IDEXX manufacturer's manual)	Serum
629-632	Reserved		
633	Detection of antibodies against <i>Coxiella burnetii</i> (Q fever) by complement fixation test and ID Screen Q fever indirect Multi-species ELISA	SOP No. 30.321 (Virion/Serion and ID Vet manufacturer's manual)	Serum, blood
634-635	Reserved		
636	Detection of antibodies against <i>Francisella tularensis</i> by slow agglutination test	SOP No. 30.323 (Biovet manufacturer's manual)	Serum, blood

3. Workplace Český Brod

Tests:

Ordinal number ¹	Test procedure/method name	Test procedure/method identification ²	Test object
1.	Diagnosis of trichinellosis by digestion method	SOP No. 10.403 (O.I.E., Chap. 2.2.9.)	Tissue

**The Appendix is an integral part of
Certificate of Accreditation No. 472/2021 of 27/08/2021**

Accredited entity according to ČSN EN ISO/IEC 17025:2018:

Státní veterinární ústav Praha
Testing laboratory no. 1176
Sídliště 136/24, 165 03 Praha 6 - Lysolaje

4. Workplace Příbram

Tests:

Ordinal number ¹	Test procedure/ method name	Test procedure/ method identification ²	Tested object
1.	Detection of trichinelosis by digestive method	SOP 10.403 (O.I.E., Chap. 2.2.9.)	Tissue

¹ asterisk at the ordinal number identifies the tests, which the Laboratory is qualified to carry out outside the permanent laboratory premises

² if the document identifying the test/sampling procedure is dated, only these specific procedures are used. If the document identifying the test/sampling procedure is not dated, the latest edition of the specified procedure is used (including any changes)

³ Kocourek V., Hajšlová J. et al.: Methods for the Determination of Foreign Matter in Food, Laboratory Manual – Part 3, Food Information Centre, Prague 1992

⁴ nickel, cobalt, lead, copper, cadmium, manganese, chromium, iron, zinc, tin, potassium, sodium, magnesium, calcium; B.D.Frary: Practical use of SpectrAA Series for Multielement Analysis, Varian Instruments at Work, No AA-48, June 1985, Varian Mulgrave, Australia; J.Moffett: Optimization of the Mark VI flame atomization system, Varian Instruments at Work, No AA-106, March 1992, Varian Mulgrave, Australia Anonymous: Analytical Methods - Flame Atomic Absorption Spectrometry, Varian Mulgrave, Australia 1989; ČSN ISO 8288; ČSN ISO 9964-1; ČSN ISO 9964-2; ČSN ISO 7980

⁵ nickel, cobalt, lead, copper, cadmium, manganese, chromium, iron, zinc, tin, potassium, sodium, magnesium, calcium; sodium chloride by calculation from measured values of sodium, B.D.Frary: Practical use of SpectrAA Series for Multielement Analysis, Varian Instruments at Work, No AA-48, June 1985, Varian Mulgrave, Australia; J.Moffett: Optimization of the Mark VI flame atomization system, Varian Instruments at Work, No AA-106, March 1992, Varian Mulgrave, Australia Anonymous: Analytical Methods - Flame Atomic Absorption Spectrometry, Varian Mulgrave, Australia 1989; J.Pavelka, J.Šebesta, P.Zvada: Veterinary laboratory methods – Determination of foreign matter – chemical elements, ŠVS SR and SVS CR, Bratislava 1990; J.Pavelka et al.: Use of Atomic Absorption Spectrometry in Food and Agricultural Practice, VÚPP STI, Prague 1990; ČSN EN 14082:2003; ČSN EN 14084

⁶ arsenic, selenium, antimony, bismuth, tellurium, germanium; ČSN EN ISO 11969:1997, ČSN ISO 9965:1996, K.Brodie, B.Frary, B.Sturman, L.Voth: An Automated Vapor Generation Accessory for Atomic Absorption Analysis, Varian Instruments at Work, No AA-38, March 1983, Varian Mulgrave, Australia;

⁷ arsenic, selenium, antimony, bismuth, tellurium, germanium; K.Brodie, B.Frary, B.Sturman, L.Voth: An Automated Vapor Generation Accessory for Atomic Absorption Analysis, Varian Instruments at Work, No AA-38, March 1983, Varian Mulgrave, Australia; J.Pavelka et al.: Use of Atomic Absorption Spectrometry in Food and Agricultural Practice, VÚPP STI, Prague 1990; ČSN EN 14546

⁸ Anonymous: AMA 254 – Operation Manual, Altec s.r.o. Prague 2002; ČSN 75 7440

⁹ congener analysis PCB (28, 52, 101, 118, 138, 180, 209 and PCB sum); Hajšlová et al.: Analysis of PCBs in biotic matrix by two-dimensional GC-ECD. *Intern. J. Environ. Anal. Chem.* (1995); Kocourek, Hajšlová et al.: Methods for Determination of Foreign Matter in Food, Prague 1992; Commission Regulation (EU) No. 644/2017

¹⁰ AOAC Official Method 991.43; Czech Ministry of Agriculture Regulation No. 293/97 Coll., 450/04 Coll., Regulation (EU) 1169/11 of the European Parliament and of the Council

¹¹ aldrin, dieldrin, endrin, heptachlor, heptachlorepoxyde, hexachlorbenzene, endosulfans (alpha-, beta-, sulfate), endosulfan sum, chlordanes (cis-, trans-, oxy-), chlordane sum, toxaphene, alpha-, beta-, gamma-, delta-HCH, DDT and isomers, DDT-sum, nitrofen, fipronil, fipronil-desulfenil, terbufos, terbufos-sulfone, terbufos-sulfoxide, chlorbenzilate, methoxychlor, tetrachloro-m-xylene, trans-nonachlor, trifluralin, tecnazene, quinozoline, vinclozolin, pendimethalin, congeners of PCB (28, 52, 101, 118, 138, 153, 180, 209 and PCB sum), chlorbenzenes (trichlorbenzene, tetrachlorbenzene, pentachlorbenzene, hexachlorbenzene).

¹² Diazinon, dichlorvos, dimethoate, fenchlorphos, malathion, malaoxon, phorate, phorate oxone, phorate sulfone, phorate oxone sulfone, phosmet, pirimiphos-methyl, chlorpyrifos, chlorpyrifos-methyl, disulfoton, disulfoton-sulfoxide, disulfoton-sulfon, fensulfothion, fensulfothion-oxon, fensulfothion-oxon-sulfone, fensulfothion-sulfone, demeton-S-methyl sulfone, demeton-S-methyl sulfoxide, profenofos, methidathion, parathion-methyl, parathion, fenitrothion, chlorfenvinphos, fenitrothion, pyrazofos, azinphos-methyl, azinphos-ethyl, triazophos, fensulfothion, omethoate, kadusafos, demeton-S-methyl, ethoprophos, sums of analytes expressed according to valid legislation; David F., Sandra, P., Stafford, S.S.: Analysis of Organophosphorus and Organonitrogen Pesticides Using EPC for Increased Resolution, HP Application Note 228-267; Nicholls s.m., Suett D.L.: Pesticides (N, P compounds) in cereals: intercomparison studies of Euro Food Chem VIII, Vienna, Austria, Vol. 2, 246-249; ; Kocourek, Hajšlová et al.: Methods for the Determination of Foreign Matter in Food, Prague 1992; Document SANTE No. 11813/2017

**The Appendix is an integral part of
Certificate of Accreditation No. 472/2021 of 27/08/2021**

Accredited entity according to ČSN EN ISO/IEC 17025:2018:

Státní veterinární ústav Praha
Testing laboratory no. 1176
Sídliště 136/24, 165 03 Praha 6 - Lysolaje

- ¹³ aldrine, coumaphos, dieldrine, endrin, heptachlor, heptachlorepoxyd, hexachlorbenzene, endosulfans (alpha-, beta-, sulfate), endosulfan sum, chlordanes, (cis-, trans-, oxy-), chlordane sum, toxaphene, alpha-, beta-, gamma-, delta-HCH, o,p'-DDD, o,p'-DDE, o,p'-DDT, p,p'-DDD, p,p'-DDE, p,p'-DDT, nitrofen, fipronil, sulfone, fipronil-desulfinil, tau - fluvalinate, terbufos, terbufos-sulfone, terbufos-sulfoxide, chlorbenzilate, methoxychlor, trans-nonachlor, trifluralin, tecnazene, tetrachloro-m-xylene, quintozone, vinclozolin, pendimethalin, **sums of analytes expressed according to valid legislation**; Hajšlová et al.: Analysis of PCBs in biotic matrix by two-dimensional GC-ECD. Intern. J. Environ. Anal. Chem. (1995); Kocourek, Hajšlová et al.: Methods for Determination of Foreign Matter in Food, Prague 1992; Document SANTE No. 11813/2017
- ¹⁴ sulfadiazin, sulfadimidin, sulfachloropyridazin, sulfamethoxazol, sulfamethoxydiazin, sulfachinoxalin, sulfathiazol, sulfadoxin, sulfamerazin, sulfadimethoxin, sulfaguandin, sulfanilamid, sulfamethoxypyridazin, sulfisoxazol, sulfapyridin, sulfamethizol; Frgalová K.: Use of HPLC in determination of veterinary pharmaceuticals, Veterinary Medicine Research Institute, Brno 1995; Gregor I.: Determination of residues of sulphonamides by HPLC method, State Veterinary Institute Prague, Prague 1988; Ming-Ren S. Fuh, Shun-An Chan: Quantitative determination of sulphonamide in meat by liquid chromatography – electrospray–mass spectrometry, Talanta 55 (2001) 1127-1139
- ¹⁵ quinoline yellow, indigotin, SY yellow, tartrazin, amaranth, 2G red, azorubin, ponceau 4R, allura red, S green, brilliant blue, brilliant black, patent blue; Davidek et al.: Laboratory Manual of Food Analysis, Prague
- ¹⁶ quinoline yellow, indigotin, SY yellow, tartrazin, amaranth, 2G red, azorubin, ponceau 4R, allura red, S green, brilliant blue, brilliant black, patent blue; Gennaro M.C. et al.: Identification and determination of red dyes in confectionery by ion-interaction high-performance liquid chromatography, J. Chromatography A, 767 (1997) 87-92; Gratzfeld-Hüsgen A., Schuster R.: Sensitive Analysis of Synthetic Colors using HPLC and Diode-Array Detection at 190-950 nm, Application Note, Agilent Technologies
- ¹⁷ Seillan C. et al.: Lipids, 1992, 270; Clemente R.E. et al.: Gas Chromatography, Biochemical, Biomedical and Clinical Applications, 1990
- ¹⁸ dibenzo(a,i)pyrene, dibenzo(a,h)pyrene, benzo(a)anthracene, chrysene, benzo(b)fluoranthene, benzo(k)fluoranthene, benzo(a)pyrene, dibenzo(a,h)anthracene, indeno(1,2,3-c,d)pyrene, benzo(g,h,i)perylene, benzo(c)fluorene, 5-methylchrysene, benzo(j)fluoranthene, dibenzo(a,l)pyrene, dibenzo(a,e)pyrene, cyclopenta(c,d)pyrene; sum of PAH (PAH 4), Kocourek V. et al.: Methods for Determination of Foreign Matter in Food, Laboratory Manual – Part 2, Food Industry Technical Information Centre, Prague 1990; Gregor I.: Determination of PAH in butcher's products, SVU Prague 1989; Notes Environmental: Enhanced Detection of PAHs, WATERS corporation - Vol.4, No.1, November 1995; LiChrospher PAH: Analysis of PAH, Merck; Marie Jánková, Monika Tomaniová, Jana Hajšlová, Vladimír Kocourek: Appraisal of "classic" and "novel" extraction procedure efficiencies for the isolation of polycyclic aromatic hydrocarbons and their derivatives from biotic matrices *Analytica Chimica Acta*, Volume 520, Issues 1-2, 23 August 2004, Pages 93-103; Commission Regulation (EC) No. 333/2007; ČSN P CEN/TS 16621; ČSN EN ISO 15302
- ¹⁹ polyphosphates, ČSN ISO1871; Veterinary laboratory methods – General part VIII a, chapter 1. 3. 1. Bratislava(1990); Davidek et al.: Laboratory Manual of Food Analysis, Prague (1977)
- ²⁰ ČSN EN 1988 – 1; ČSN EN 13196
- ²¹ Davidek et al.: Laboratory Manual of Food Analysis; Veterinary laboratory methods, SVS CR (Bratislava 1990)
- ²² ČSN 46 7092-8, ČSN 46 7092-19, ČSN 46 7092- 30, ČSN 46 7092-42, ČSN 56 0116-10:1995, ČSN 56 0130- 7, ČSN 56 0140, ČSN 56 0176, ČSN 56 0216-5:1986, ČSN ISO 750, ČSN EN 12147, ČSN 56 0512-9, ČSN 57 0105-8:1981, ČSN 57 0107, ČSN 57 0185:1963, ČSN 57 0190, ČSN 57 0530, ČSN 57 2301, ČSN 58 0170-6, ČSN 58 0703-10, ČSN EN ISO 660, ČSN 56 0246-13, Veterinary laboratory methodologies. General and special part VIII a, VIII b, Bratislava 1990; Cvak, Černá: Analytical methods for milk and milk products.
- ²³ ČSN 46 7092-7, ČSN 56 0116-6, ČSN 56 0130-6, ČSN 56 0146-4, ČSN ISO 1444, ČSN 58 0170-5
- ²⁴ ČSN EN ISO 1211, ČSN EN ISO 2450, ČSN EN ISO 1736, ČSN EN ISO 1737, ČSN EN ISO 7208, ČSN EN ISO 8381, ČSN EN ISO 7328, Černá, Cvak: Analytical methods for milk and milk products
- ²⁵ ČSN 46 7092-7; ČSN 56 0116-6; ČSN 56 0130-6; ČSN 56 0512-18:1995; ČSN 56 0146-4; ČSN ISO 1443; ČSN ISO 8262-1:1999; ČSN ISO 8262-2:1999; ČSN ISO 8262-3:1999; Černá, Cvak: Analytical methods for milk and milk products
- ²⁶ ČSN EN ISO 1735, ČSN ISO 5543, Černá, Cvak: Analytical methods for milk and milk products
- ²⁷ ČSN 56 0116-5, ČSN 57 0108-12:1982, ČSN 58 0120, ČSN 58 87701994
- ²⁸ ČSN 46 7092-18, ČSN 57 0107-12:1982, ČSN ISO 1841-1, ČSN 57 0530, ČSN 58 0170-7
- ²⁹ ČSN 56 0232, ČSN 56 0290-5, ČSN 58 0703-4, ČSN 58 8769:1994
- ³⁰ ČSN ISO 1841-2, ČSN EN ISO 5943
- ³¹ ČSN ISO 1871, ČSN ISO 937, ČSN EN ISO 8968-1, ČSN 57 0105-5:1985, ČSN 57 0111-5, ČSN 57 0153:1986
- ³² acid: butanoic (butyric), caprylic, capric, caprinic, lauric, myristic, palmitic, stearic, arachic, behenic, lignoceric, palmitoleic, oleic, linolic, linolenic (alpha, gamma), erucic, gadoleic, elaidic, vaccenic, petroselinic, linolelaidic, arachidonic, eicosapentaenoic (EPA), docosahexaenoic (DHA), undecanoic, tridecanoic, myristoleic, pentadecanoic, pentadecenoic, heptadecanoic, heptadecenoic, heneicosanoic,

**The Appendix is an integral part of
Certificate of Accreditation No. 472/2021 of 27/08/2021**

Accredited entity according to ČSN EN ISO/IEC 17025:2018:

Státní veterinární ústav Praha
Testing laboratory no. 1176
Sídlištní 136/24, 165 03 Praha 6 - Lysolaje

- eicosadienoic, eicosatrienoic, tricosanoic, docosadienoic, nervonic; sum of saturated fatty acids, monounsaturated fatty acids, polyunsaturated fatty acids, omega-3 and omega-6 unsaturated fatty acids, ratio omega-6 and omega-3, trans-unsaturated fatty acids, ČSN EN ISO 12966-1, ČSN EN ISO 12966-2, ČSN 58 8782:1994, Analyzing Fatty Acids by Capillary Gas Chromatography, Supelco Bulletin 855A, 1994
- 33 ČSN EN ISO 712, ČSN 46 7092-3, ČSN 56 0116-3, ČSN EN ISO 665, ČSN 56 0130-3, ČSN ISO 6540, ČSN ISO 3728, ČSN 56 0146-3, ČSN 56 0246, ČSN 56 0512-7:1993, ČSN 56 0520-6, ČSN EN ISO 1666, ČSN 57 0111-3, ČSN 57 6021, ČSN 57 0530, ČSN 46 1011-20, ČSN 58 0170-4, ČSN ISO 6731, ČSN 58 0120, ČSN ISO 6734, ČSN 57 2301, ČSN 56 0160-3, ČSN EN ISO 3727-1, ČSN EN ISO 3727-2, ČSN 56 0290-4, ČSN 57 6021, ČSN ISO 11294, ČSN ISO 6673:1998, ČSN 58 0703-5, ČSN ISO 1573, ČSN 58 8757:1994, ČSN ISO 7513, ČSN 57 0107-3:1982, ČSN 46 3095, ČSN EN ISO 5534, ČSN ISO 3728, ČSN 56 0140
- 34 ČSN 46 7092-9, ČSN 46 7092-10, ČSN 56 0130-4, ČSN EN ISO 3593, ČSN ISO 763, ČSN EN 1135, ČSN 56 0512-8:1993, ČSN 56 0512-19, ČSN 57 0111-7, ČSN 57 0530, ČSN ISO 928, ČSN ISO 930, ČSN ISO 1577, ČSN ISO 1575, ČSN ISO 1576, ČSN ISO 7514, ČSN ISO 2171, ČSN 58 0703-11, ČSN 56 0246-11, ČSN 57 0185:1963, ČSN ISO 762:1997, ČSN 56 0146-6, ČSN 56 0240:1965, Veterinary and laboratory methods, General and special part VIII a, VIII b. Bratislava 1990, Davídek et al.: Laboratory Manual of Food Analysis
- 35 ČSN ISO 10523
- 36 ČSN 46 7092-42, ČSN ISO 11289, ČSN EN 1132, ČSN 57 0107, ČSN 57 0185:1963, ČSN ISO 2917, ČSN 57 0530, ČSN 58 0703-9, Veterinary and laboratory methods - General part VIII.a, Bratislava 1990, Veterinary and laboratory methods - Special part VIII b, Bratislava 1990, Cvak, Černá: Analytical methods for milk and milk products
- 37 ČSN 57 0158:1986, Veterinary and laboratory methods - Food chemistry, Bratislava 1990
- 38 ČSN 57 0158:1986, Veterinary and laboratory methods - Food chemistry, Bratislava 1990
- 39 ČSN EN ISO 663, Veterinary and laboratory methods - Special part VIII b, Bratislava 1990
- 40 ČSN EN ISO 6321
- 41 ČSN 56 0116-7, ČSN 56 0130-5, ČSN 56 0140, ČSN 56 0512-15
- 42 ČSN 46 7092-22, ČSN 56 0146-5, ČSN 56 0246-18, ČSN 57 0106, ČSN 57 0530, ČSN 56 0160-7
- 43 ČSN 56 0512-16, Davídek et al.: Laboratory Manual of Food Analysis
- 44 Fujii S., Ono Sataque E. Y., Riberio R. M. R., *Brazilian Archives of Biology and Technology, An International Journal*, A Comparison between Enzyme Immunoassay and HPLC for Ochratoxin A Detection in Green, Roasted and Instant Coffee, 50 (2007) 349-359; R. Schuster, G. Marx, G. M. Rothaupt, *Analysis of mycotoxins by HPLC with automated confirmation by spectral library*, Hewlett-Packard Application Note 5091 - 8692, 1993.; Manuals to cells Ochratest VICAM including application notes; R-Biopharm company application notes to cells OchraPrep; Commission Regulation (EC) No. 401/2006
- 45 dichloromethane, cis-1,2-dichloroethene, trichloromethane, 1,2-dichloroethane, 1,1,1-trichloroethane, tetrachloromethane, trichloroethene, bromdichloromethane, dibromchloromethane, tetrachloroethene, tribrommethane, trihalogenmethane; U. S. EPA: Method 524.2, Revision 4.0: Measurement of Purgeable Organic Compounds in Water by Capillary Column Gas Chromatography/Mass Spectrometry, August 1992. National Exposure Research Laboratory, Cincinnati, Ohio, 1995; static headspace; Szelewski M. J., Quimby B. D.: Ambient Headspace GC and GC-MSD Analysis of Non-Polar Volatiles in Water, Application Note 00016903, Publication Number 5968-9455E, March 2000 (Downloadable from agilent.com); ČSN EN ISO 10301
- 46 Jedličková Vera et al.: Determination of nitrate and nitrite by high-performance liquid chromatography in human plasma, *J. Chromatography B*, 780 (2002) 193-197; Dennis M. J., Key P. E., Papworth T., *Food Addit. Contam.*, The Determination of Nitrate and Nitrite in Cured Meat by HPLC/UV, 7(4) (1990) 455-461
- 47 Rhone Diagnostic manuals to cells Aflaprep M including application notes; Gürbay A., Aydın S., Girgin G., *Food Control*, Assessment of Aflatoxin M1 levels in milk in Ankara, Turkey, 17(1) (2006) 1-4; R. Schuster, G. Marx, G. M. Rothaupt, *Analysis of mycotoxins by HPLC with automated confirmation by spectral library*, Hewlett-Packard Application Note 5091 - 8692, 1993; Commission Regulation (EC) No. 401/2006
- 48 Dorothée Elbert, Kristin von Czapiewski, Ingrid Bujara, Jürgen Kunze and Angela Giger: Simultaneous Analysis of 10 Mycotoxins in Crude Extracts of Different Types of Grains by LC/MS/MS (Applied Biosystems Application Note - Mycotoxins in Grain Samples); VICAM Column manuals - Aflatest/Aflaprep, Aflatest, Ochratest, Zearalatest, Dontest including application lists; Commission Regulation (EC) No. 401/2006
- 49 Manuals to cells Zearalatest Vicam/ Rhône diagnostics including application notes; Schuhmacher R., et al.: Interlaboratory comparison study for the determination of the Fusarium mycotoxins deoxynivalenol in wheat and zearalenon in maize using different methods, *Fresenius J. Anal. Chem.* 359 (1997) 510-515; Fleming J. et al.: Glossary of analytical terms (VII), *Accred Qual Assur* 2 (1997) 51-52; Commission Regulation (EC) No. 401/2006

**The Appendix is an integral part of
Certificate of Accreditation No. 472/2021 of 27/08/2021**

Accredited entity according to ČSN EN ISO/IEC 17025:2018:

Státní veterinární ústav Praha
Testing laboratory no. 1176
Sídliště 136/24, 165 03 Praha 6 - Lysolaje

- ⁵⁰ Schuhmacher R., et al.: Interlaboratory comparison study for the determination of the Fusarium mycotoxins deoxynivalenol in wheat and zearalenon in maize using different methods, *Fresenius J. Anal. Chem.* (1997) 359: 510-515; Manuals to cells DonTest Vicam / Rhône diagnostics including application notes; Fleming J. et al.: Glossary of analytical terms (VII), *Accred Qual Assur* 2 (1997) 51-52
- ⁵¹ Blauch J. L., Tarka S. M. jr.: *Journal of Food Science*, HPLC Determination of Caffeine and Theobromine in Coffee, Tea and Instant Hot Cocoa Mixes, 48(3) (1983) 745-747
- ⁵² bifenthrin, fenpropathrin, lambda-cyhalothrin, permethrin (cis, trans), permethrin sum, cypermethrin, cyfluthrin, fenvalerate, flucythrinate, tau-fluvalinate, deltamethrin, **sums of analytes expressed according to valid legislation**; AOAC Official Method 998.01; Pang G.F., Cao Y.Z., Fan C.L., Zhang J.J., Li X.M.: Multiresidue Gas Chromatographic Method for Determining Synthetic Pyrethroid Pesticides in Agricultural Products: Collaborative Study, *J. AOAC Int.*, 80, 63-73, 1997; ČSN EN 1528-1, ČSN EN 1528-2, ČSN EN 1528-3, ČSN EN 1528-4; Document SANTE No. 11813/2017
- ⁵³ Kocourek et al.: Methods for the Determination of Foreign Matter in Food, Part I and II, Prague (1989); Kvasnička: Application notes to isotachophoretic analyser IONOSEP 2002 and 2004
- ⁵⁴ ČSN 56 0240-3, ČSN 56 0246, ČSN ISO 2173, ČSN 57 0190, ČSN EN 12143
- ⁵⁵ ČSN 57 0530; Černá, Cvak: Analytical methods for milk and milk products; Veterinary and laboratory methods VIII,a,b, Bratislava 1990
- ⁵⁶ ČSN EN ISO 3596-1:2001
- ⁵⁷ fumonisin B1, fumonisin B2, sum of fumonisins B1 and B2
- ⁵⁸ r – Biopharm RIDASCREEN ELISA kit (Casein), r – Biopharm RIDASCREEN Fast Milk
- ⁵⁹ r – Biopharm RIDASCREEN ELISA kit Egg/Ei Protein
- ⁶⁰ Pickering Laboratories: Post-column analysis of Biogenic amines (application note); Veciana-Nogues M. T. et al.: Liquid chromatographic method for determination of biogenic amines in fish and fish products, *Journal of AOAC International* 78(4) (1995) 1045-1050; Izquierdo-Pulido M. L. et al.: Determination of biogenic amines in beers and their raw materials by ion-pair liquid chromatography with postcolumn derivatization, *Journal of AOAC International* 76(5) (1993) 1027-1032; Beljaars P. R. et al.: Liquid chromatographic determination of Histamine in fish, Sauerkraut, and wine: Interlaboratory study, *Journal of AOAC International* 81(5) (1998) 991-998
- ⁶¹ Am-241, Cd-109, Ce-139, Co-57, Co-60, Cs-134, Cs-137, Sn-113, Sr-85, Y-88, K-40; Determination of volume activity by gamma spectrometry, Radiation Monitoring Network, SÚRO, Prague 2002; Gamma Vision, Gamma-ray spectrum analysis, ORTEC Users Manual, 2001
- ⁶² Food Preservation and Meat Technology Institute, VŠCHT Prague: Determination of myosin by indirect method, MoA CR Bulletin Part I/2014
- ⁶³ **lead, cadmium, copper, iron, nickel, chromium**; Varian Instruments at Work, No AA-52, October 1985; Analytical Methods for Graphite Tube Atomizers, Varian, Publ. No. 85-100848-00, September 1988; ČSN EN ISO 15586
- ⁶⁴ **lead, cadmium, copper, iron, nickel, chromium**; Varian Instruments at Work, No AA-52, October 1985; Analytical Methods for Graphite Tube Atomizers, Varian, Publ. No. 85-100848-00, September 1988; ČSN EN 13804; ČSN EN 13805; ČSN EN 14084
- ⁶⁵ Polychlorinated dibenzo-p-dioxins/polychlorinated dibenzofurans – 17 most toxic 2,3,7,8 – PCDD/PCDF, WHO-PCDD/F-PCB-TEQ and WHO-PCDD/F-TEQ according Commission Regulation (EC) No. 1881/2006; dioxin-like PCB, 12 congeners (non-ortho 77,81,126,169, mono-ortho: 105, 114, 118, 123, 156, 157, 167, 189); PBDE congeners (28,47,99,100,153,154,183,209); Commission Directive 2002/69/EC laying down the sampling methods and the methods of analysis for the official control of dioxins and the determination of dioxin-like PCBs in foodstuffs, corrected by OJ L 252, 20 September 2002 p. 40, amended by Commission Directive 2004/44/EC; Commission Regulation (EC) 1881/2006; Commission Recommendation 2002/201/EC of 4 March 2002 on the reduction of the presence of dioxins, furans and PCBs in feeding stuffs and foodstuffs; US EPA Method 1613, Revision B: Tetra- through Octa- Chlorinated Dioxins and Furans by Isotope Dilution HRGC/HRMS, October 1994; US EPA Method 1668, Revision A: Chlorinated Biphenyl Congeners in Water, Soil, Sediment and Tissue by HRGC/HRMS, December 1999; US EPA Method 1614 – PBDE in water, soil, sediment and tissue; Hölscher, K., Maulshagen, A., Shirkhan, H., Lieck, G., Behnisch, P.A.: Automated rapid analysis for dioxins and PCBs in food, feeding stuffs and environmental matrices, *Organohalogen Compounds*, 66, 117, 2004; Yang, J.S., Kim, J.Y., Choi, Y.W., Lee, D.W.: Analytical Method for Dioxin and Organohalogen Compounds: Pretreatment of Milk Samples for Dioxin Analysis, *Bull. Korean Chem. Soc.* Vol. 19, No. 6, 619, 1998. Van den Berg, M. et al.: Toxic Equivalency Factors for PCBs, PCDDs and PCDFs for human and wildlife, *Environmental Health Perspectives*, 106, 775-792, 1998; Commission Regulation (EU) No. 644/2017
- ⁶⁶ bPolychlorinated dibenzo-p-dioxins/polychlorinated dibenzofurans – 17 most toxic 2,3,7,8 – PCDD/PCDF, WHO-PCDD/F-PCB-TEQ and WHO-PCDD/F-TEQ according Commission Regulation (EC) No. 1881/2006; dioxin-like PCB, 12 congeners (non-ortho 77,81,126,169, mono-ortho: 105, 114, 118, 123, 156, 157, 167, 189); PBDE congeners (28,47,99,100,153,154,183,209); Commission Directive 2002/69/EC laying down the sampling methods and the methods of analysis for the official control of dioxins and the determination of dioxin-like PCBs in foodstuffs, corrected by OJ L 252, 20 September 2002 p. 40, amended by Commission Directive 2004/44/EC; Commission Regulation (EC) 1881/2006; Commission Recommendation 2002/201/EC of 4 March 2002 on the reduction of the presence of dioxins, furans and PCBs in feeding stuffs and foodstuffs; US EPA Method 1613, Revision B: Tetra- through Octa- Chlorinated Dioxins and Furans by Isotope

**The Appendix is an integral part of
Certificate of Accreditation No. 472/2021 of 27/08/2021**

Accredited entity according to ČSN EN ISO/IEC 17025:2018:

Státní veterinární ústav Praha
Testing laboratory no. 1176
Sídliště 136/24, 165 03 Praha 6 - Lysolaje

- Dilution HRGC/HRMS, October 1994; US EPA Method 1668, Revision A: Chlorinated Biphenyl Congeners in Water, Soil, Sediment and Tissue by HRGC/HRMS, December 1999; US EPA Method 1614 – PBDE in water, soil, sediment and tissue; Hölscher, K., Maulshagen, A., Shirkhan, H., Lieck, G., Behnisch, P.A.: Automated rapid analysis for dioxins and PCBs in food, feeding stuffs and environmental matrices, *Organohalogen Compounds*, 66, 117, 2004; Yang, J.S., Kim, J.Y., Choi, Y.W., Lee, D.W.: Analytical Method for Dioxin and Organochlorinated Compounds: Pretreatment of Milk Samples for Dioxin Analysis, *Bull. Korean Chem. Soc.* Vol. 19, No. 6, 619, 1998; Van den Berg, M. et al.: Toxic Equivalency Factors for PCBs, PCDDs and PCDFs for human and wildlife, *Environmental Health Perspectives*, 106, 775-792, 1998; Commission Regulation (EU) No. 644/2017
- 67 silver, aluminium, arsenic, boron, barium, beryllium, bismuth, calcium, cadmium, cerium, cobalt, chromium, cesium, copper, iron, potassium, lithium, magnesium, manganese, sodium, nickel, phosphor, lead, rubidium, antimony, selenium, sulfur, tin, strontium, tantalum, tellurium, titanium, thallium, vanadium, zinc, zirconium; Scott Bridger and Mike Knowles: A Complete Method for Environmental Samples by Simultaneous Axially Viewed ICP-AES following USEPA Guidelines, Varian at Work ICP-29, January 2000; Michael B. Knowles: The latest advances in axially viewed simultaneous ICP-OES for elemental analysis, ICP-OES Technical Topic, Varian 2001; T.D. Martin, C.A. Brockhoff, J.T. Creed, and EMMC Method Work Group: EPA Method 200.7, Revision 4.4, Cincinnati 1994; ČSN EN ISO 11885
- 68 silver, aluminium, arsenic, boron, barium, beryllium, bismuth, calcium, cadmium, cerium, cobalt, chromium, cesium, copper, iron, potassium, lithium, magnesium, manganese, sodium, nickel, phosphor, lead, rubidium, antimony, selenium, sulfur, tin, strontium, tantalum, tellurium, titanium, thallium, vanadium, zinc, zirconium; sodium chloride concentration from measured values of sodium, Scott Bridger and Mike Knowles: A Complete Method for Environmental Samples by Simultaneous Axially Viewed ICP-AES following USEPA Guidelines, Varian at Work ICP-29, January 2000; Michael B. Knowles: The latest advances in axially viewed simultaneous ICP-OES for elemental analysis, ICP-OES Technical Topic, Varian 2001; T.D. Martin, C.A. Brockhoff, J.T. Creed, and EMMC Method Work Group: EPA Method 200.7, Revision 4.4, Cincinnati 1994; ČSN EN 13804; ČSN EN 13805
- 69 silver, aluminium, barium, beryllium, bismuth, cadmium, cobalt, chromium, copper, iron, manganese, molybdenum, nickel, palladium, lead, antimony, selenium, thallium, vanadiums, yttrium, zinc; Varian ICP MS at Work, No: 023, July 2004; Varian ICP MS at Work, No: 024, July 2004; Firm manual to Agilent Technologies 8800 Triple Quadrupole ICP-MS, 2015; U.S. EPA Method 200.8 – Determination of Trace Elements in Waters and Wastes by Inductively Coupled Plasma, Revision 5.4 (1994); ČSN EN ISO 17294-2
- 70 silver, aluminium, barium, beryllium, bismuth, cadmium, cobalt, chromium, copper, iron, manganese, molybdenum, nickel, palladium, lead, antimony, selenium, thallium, vanadiums, yttrium, zinc; Varian ICP MS at Work, No: 023, July 2004; Varian ICP MS at Work, No: 024, July 2004; Firm manual to Agilent Technologies 8800 Triple Quadrupole ICP-MS, 2015; ČSN EN 13804; ČSN EN 13805
- 71 S. Delepine: Confirmatory Method for MG and LMG in fish, Fougères, October 2004; Analysis of Malachite Green and Leucomalachite Green in Aquaculture Samples by LC/MS/MS using an API 3200 Triple Quadrupole Mass Spectrometer, Applied Biosystems (Technical Note: Food and Beverages), 2006 Applera Corporation and MDS Inc., sum of malachite green and leucomalachite green (total malachite green), sum of crystal violet and leucomalachite violet (total crystal violet)
- 72 danofloxacin, enrofloxacin, oxolinic acid, flumequin; SVÚ Dolný Kubín method (Slovakia): Determination of quinolons in meat; Shalili J.: *Journal of Pharmaceutical and Biomedical Analysis*, HPLC Separation of Antibiotics Present in Formulated and Unformulated Samples, 28(5) (2002) 795-809
- 73 glucose, fructose, sucrose, sorbitol; Michelle R. Chudy, Donna A. Young : Carbohydrate profile of Orange Juice and Apple Juice by HPLC and Evaporative Light Scattering Detector (Alltech Associates, Inc., 2051 Waukegan Road, Deerfield, IL 60015, USA); Chemické Listy 105, 869-873 (2011); ČSN ISO 22662
- 74 tetracyclines, sulfonamides, macrolides, aminoglycosides, gentamycin, neomycin, streptomycin, dihydrostreptomycin, beta-lactames, chloramphenicol, CHARM II. System Manual, Charm Sciences Inc., Lawrence, MA, USA
- 75 Fohlgelberg P., Rosén J., Hellenäs K.-E., Abramsson-Zetterberg L.: The acrylamide intake via some common baby food for children in Sweden during their first year of life – an improved method for analysis of acrylamide, *Food and Chemical Toxicology* 43 (6) (2005) 951-959; Thompson M., Ellison S. L. R., Wood R.: Harmonized Guidelines for Single-Laboratory Validation of Methods of Analysis, IUPAC Technical Report, *Pure Appl. Chem.* 74 (2002) 835-855; Analytical Methods Committee of the Royal Society of Chemistry, *Analyst* 114 (1989) 1693-1697; Commission Regulation No. 2017/2158
- 76 nikarbazin, narazin, monenzin, salinomycin, maduramycin, lasalocid, robenidin, diclazuril, halofuginon, decoquinate, semduramycin and their salts; NRL SVÚ Jihlava method: Determination of anticoccidia by HPLC-MS/MS method, Jihlava 2007; Zbíral J., Střížová I.: National Reference Laboratory bulletin X 2006/3, Central Institute for Supervising and Testing in Agriculture, Brno, 2006; Comm. Act of 14.08.2002, which implements Council Directive 96/23/EC concerning the performance of analytical methods and the interpretation of results (2002/657/EC)
- 77 ČSN 57 5020; ČSN 57 0146; ČSN 57 0146-3; ČSN 57 5012; Welmeq 6.8 Issue 2, May 2013; Codex Alimentarius
- 78 ČSN EN ISO 11816-1: Milk and milk products – Determination of activity of alkaline phosphatase; Commission Regulation (EC) No. 1664/2006; Fluorophos® Test System User's Guide, ČSN EN ISO 11816-2: Milk and milk products – Determination of activity of alkaline phosphatase - part 2: Fluorometric method for cheese
- 79 Determination of energy value, saccharide, metabolisable energy, meat, fish and chicken meat and water content, fat in dry matter and water in non-fat cheese mass; Ministry of Agriculture Regulation No. 450/04 Coll. and 451/00 Coll. and 326/01 Coll. as subsequently amended and Draft DG SANCO 2119/00, Commission Regulation (EC) 2001/10/EC, EC/2429/86 Beef, ECC/1583/89/Pork, ALINORM 04/27/18,

**The Appendix is an integral part of
Certificate of Accreditation No. 472/2021 of 27/08/2021**

Accredited entity according to ČSN EN ISO/IEC 17025:2018:

Státní veterinární ústav Praha
Testing laboratory no. 1176
Sídliště 136/24, 165 03 Praha 6 - Lysolaje

Commission Regulation (EC) No. 1072/2000, ČSN 57 3100:2002, Official bulletin L143, p. 11, 7.6.1991 in the wording of Commission Regulation (EC) 814/2004 (Official bulletin L153, 30.4.2004, p.1); The Analyst, 2000, 125, 1359-1366, Regulation (EU) 1169/11 of the European Parliament and of the Council; ČSN ISO 5543, Ministry of Agriculture, Section of Agriculture and Food: Guideline for the determination of fish meat content in fishery products (in relation to the analytical method used, nitrogen factors and evaluation method) of 01/10/2019

- ⁸⁰ C. von Holst, A. Boix, S. Bellorini, S. Androni, F. Serano: Determination of glyceroltriheptanoate (GTH) in processed animal by-products by gas chromatography, 4th Edition, 2008, Joint Research Centre – Institute for Reference Materials and Measurements, Geel, Belgium; European Communities. 2002. Regulation (EC) No 1774/2002 of the European Parliament and of the Council of 3 October 2002 laying down health rules concerning animal by-products not intended for human consumption. Official Journal of the European Communities, L 273/1-95; European Union. 2007. Commission Regulation (EC) No 1432/2007 of 5 December 2007 amending Annexes I, II and VI to Regulation (EC) No 1774/2002 of the European Parliament and of the Council as regards the marking and transport of animal byproducts. Official Journal of the European Union, L 320/13-17; A. Boix, F. Serano, S. Bellorini, C. von Holst: Implementation study to evaluate glyceroltriheptanoate (GTH) as a marker for animal by-products in rendering systems, 2006, Joint Research Centre – Institute for Reference Materials and Measurements, Geel, Belgium
- ⁸¹ K. Grob: „Manual“ method for mineral oil analysis in food: pre separation on silica, large volume injection GC-FID, Workshop of the European Commission and the Official Food Control Authority of the Canton of Zurich, Switzerland 17.-18. September 2008; Ch. Wagner, H-P. Neukom, V. Galetti, K. Grob: Determination of Mineral paraffins in Feeds and Foodstuffs by Bromination and Pre separation on Aluminium Oxide: Method and Results of Ring Test, Mitt. Lebensm. Hyg. 92, 231-249 (2001)
- ⁸² flunixin, oxyphenylbutazon, meloxicam, diclofenac, phenylbutazon, ibuprofen, mefenamic acid, tolfenamic acid, carprofen; SVÚ Jihlava method: Determination of anti-inflammatory drugs residues (NSAIDs) by HPLC-MS/MS method, Jihlava 2007; NSAIDs in muscle from cattle with LC-MS/MS; Annex for Analysis, EU Reference Laboratory for Residues of Veterinary Drugs, Berlin; 20.04.2006; Commission Decision of 14th August 2002, implementing Council Directive 96/23/EC on analytical methods and interpretation of test results (2002/657/EC)
- ⁸³ cyanuric acid, FERN (Uniting Federal, State and Local Laboratories for Food Emergency Response): SOP No: FERN-CHE.0003.00. Title: LC/MS/MS Screen for the Presence of Melamine in swine and poultry tissues
- ⁸⁴ abamectin, emamectin, eprinomectin, ivermectin, doramectin and moxidectin; SVÚ Jihlava method: Determination of antihelmintics by HPLC-MS/MS method, Jihlava 2006. Determination of Abamectin, Doramectin, Emamectin, Eprinomectin, Ivermectin, and Moxidectin in Milk by Liquid Chromatography Electrospray Tandem Mass Spectrometry; Robert Sheridan, Lucille Desjardins; Journal of AOAC International, 1088-1094, 89, 4, 2006. Commission Decision of 14th August 2002, implementing Council Directive 96/23/EC on analytical methods and interpretation of test results (2002/657/EC)
- ⁸⁵ oxfendazole, levamisole; SVÚ Jihlava methods: Determination of benzimidazoles by HPLC-MS/MS method, Jihlava 2009. Commission Regulation of 14th August 2002, implementing Council Directive 96/23/EC on analytical methods and interpretation of test results (2002/657/EC). Jedziniak P., Szprengier-Juszkiewicz T., Olejnik M.: Determination of Benzimidazoles and Levamisole residues in milk by liquid chromatography-mass spectrometry: Screening method development and validation, Journal of Chromatography, Vol. 1216, Issue 46 (2009) 8165-8172
- ⁸⁶ ÚSKVBL Brno, methods Elsa C. van Tonder, Melgardt M. de Villiers, Julia S. Handford, Corneli E.P. Malan and Jan L. du Preez: Simple, robust and accurate high performance liquid chromatography method for the analysis of several antihelmintics in veterinary formulations; Journal of Chromatography A, 729, 1-2 (1996) 267-272
- ⁸⁷ ÚSKVBL Brno, methods R.J.B. Peters, Y.J.C. Bolck, P. Rutgers, A.A.M. Stolker, M.W.F. Nielen: Multi-residue screening of veterinary drugs in egg, fish and meat using high-resolution liquid chromatography accurate mass time-of-flight mass spectrometry; Journal of Chromatography A, 1216 (2009) 8206-8216
- ⁸⁸ ČSN 46 7092-4; ČSN 46 7092-5
- ⁸⁹ ČSN 46 3096; ČSN 56 0246
- ⁹⁰ J. ASSOC.PUB.ANALYST 26, 1989, 103-115; Veterinary and laboratory methods - General part VIII and chap. 1.3.1.; by gravimetry; by the calculation from the content of cholesterol determined by an analysis according to SOP 70.12
- ⁹¹ r- Biopharm RIDASCREEN ELISA kit (streptomycin, chloramphenicol)
- ⁹² SVÚ Jihlava methods: tetracycline, chlorotetracycline
- ⁹³ acephate, acetochlor, alachlor, aldicarb, aldicarb-sulfone, aldicarb-sulfoxide, ametryn, amitraz, atrazin-desethyl-desisopropyl, atrazin-desisopropyl, atrazine, azinphos-ethyl, azinphos-methyl, bixafen, boscalid, carbaryl, carbendazim, carbofuran, carbofuran-3-hydroxy, carbophenothion, chlorbromuron, chlorfenvinphos, chlorotoluron, chloroxuron, chlorpropham, chlorpyrifos, chlorpyrifos-methyl, cyanazine, cyproconazol, cyprodinil, cyromazin, demeton-s-methylsulfon, desmetryn, diazinon, dicrotophos, diethofencarb, 2,4-dimethyl aniline, diuron, epoxiconazol, ethoxazole, ethiofencarb, ethion, etrimfos, famoxadone, fenamiphos, fenamiphos-sulfon, fenamiphos-sulfoxide, fenpropidin, fenpropimorph, fenuron, fipronil, fipronil sulfone, flufenoxuron, fonofos, formothion, hexazinone, indoxacarb, isoproturon, linuron, malaoxon, mecarbam, metazachlor, methabenzthiazuron, methamidophos, methidathion, methiocarb, methiocarb sulfoxide, methiocarb-sulfone, methomyl, metobromuron, metoxuron, metribuzin, monocrotophos, monolinuron, monuron, N-(2,4-dimethylphenyl)


**The Appendix is an integral part of
Certificate of Accreditation No. 472/2021 of 27/08/2021**

Accredited entity according to ČSN EN ISO/IEC 17025:2018:

Státní veterinární ústav Praha
Testing laboratory no. 1176
Sídlištní 136/24, 165 03 Praha 6 - Lysolaje

formamide, N'-(2,4-dimethylphenyl)-N-methylformamide, oxamyl, oxydemeton-methyl, paclobutrazol, parathion, pendimethalin, phenthoate, phorate, phosalone, phosmet, phosphamidon, pirimicarb, pirimiphos-ethyl, pirimiphos-methyl, prochloraz, profenofos, prometryn, propachlor, propamocarb, propanil, propazine, propham, propoxur, propyzamid, pyrazophos, pyridaben, pyriproxyfen, quinalphos, simazine, simetryn, spiroxamine, sulfotep, tebuconazol, terbuthylazine, terbuthylazine-desethyl, tetraconazole, thiacloprid, thiamethoxam, thiometon, thiophanate-methyl, triadimefon, triazophos, trichlorfon, triticonazole, vamidothion, 2,4,5-TP, 2,4-D, 2,4-DB, Acifluorfen, Bentazone, Bromoxynil, Dichlorprop, Dinoseb, Dinoterb, DNOC, Fluzifop, Fluzinam, Fludioxonil, Fluroxypyr, Haloxypyr, Iodosulfuron-methyl, loxynil, MCPA, MCPB, Mecoprop, Propoxycarbazone-sodium, Topramezone, Triclopyr, sums of analytes expressed according to valid legislation. QuEChERS A Mini-Multiresidue Method for the Analysis of Pesticide Residues in Low-Fat Products, Michélangelo Anastassiades, CVUA Stuttgart; ČSN EN 156620; Document SANTE No. 11813/2017

- 94 ELISA SOYA ASSAY KIT Neogen Corp; r-Biopharm RIDASCREEN Fast Soya
- 95 ELISA PORK, BEEF, POULTRY COOKED SPECIES IDENTIFICATION KIT Neogen Corp., , ELISA Technologies, Inc.
- 96 ČSN EN ISO 14565; ČSN EN ISO 6867; ČSN EN 12823-1; ČSN EN 12822
- 97 r- Biopharm RIDASCREEN Gliadin ELISA kit; ; r- Biopharm RIDASCREEN Gliadin Competitive ELISA kit
- 98 Rapid Quantification of type A Trichothecenes in Cereals by LC-MS (Romer Labs Application Brief , App.2_02_031015; 15.Oct.2003) Simultaneous Analysis of 10 Mycotoxins in Crude Extracts of Different Types of Grains by LC/MS/MS; Dorothée Elbert, Kristin von Czapiewski, Ingrid Bujara, Jurgen Kunze and Angela Giger (Applied Biosystems Application Note – Mycotoxins in Grain Samples); Commission Regulation (EC) No. 401/2006
- 99 Phadebas Honey Diastase test
- 100 RIDASCREEN Fast Peanut, RIDASCREEN Fast Mandel/Almond, RIDASCREEN Fast Hazelnut
- 101 RIDASCREEN Fast Senf/Mustard, RIDASCREEN Fast Sesame
- 102 ČSN 57 0190
- 103 ČSN EN ISO 17678, Commission Regulation (EC) 273/2008, Commission Regulation (EC) 213/2001
- 104 Glufosinate, MPP, NAG, Quick Method for the Analysis of Numerous Highly Polar Pesticides in Food Involving Extraction with Acidified Methanol and LC-MS/MS Measurement II. Food of Animal Origin (QuPPE-AO-Method) Version 3.2(14.05.2019); Quick Method for the Analysis of Numerous Highly Polar Pesticides in Food Involving Extraction with Acidified Methanol and LC-MS/MS Measurement I. Food of Plant Origin (QuPPE-PO-Method) Version 10.1 (14.05.2019)
- 105 Codex Alimentarius Austriacus, Teilkapitel D4; Optimalisation of calculation of bone tissue content in histological sections (Pospiech, M., Tremlová, B., Eliášová, M., Talandová, M. VFU Brno; *Maso* 2013, 24, No.6, p.25-28); Report Berichte für Schwerpunktaufgaben 2007; VFU Brno method: Detection of bone fractions by histochemical method by alizarin red
- 106 ČSN P CEN/TS 15634-2; Eur Food Res Technol (2007); SureFood ALLERGEN CELERY
- 107 HOFFMANN B., BEER M., SCHELP C., SCHIRRMAYER H. & DEPNER K. (2005). Validation of a real-time RT-PCR assay for sensitive and specific detection of classical swine fever. *J. Virol. Methods*, **130**, 36–44.
- 108 SVS CR Guideline No. 4/2006 for the sampling of food, raw materials, feeding stuffs and drinking water in the performance of official inspections for the verification of conformity with the regulations on food and animal health and animal welfare provisions, ČSN EN ISO 707, ČSN P CEN ISO/TS 17728, ČSN EN ISO 13307, ČSN EN ISO 5555, ČSN 57 0111-1, ČSN 57 0111-2, ČSN 57 0105 - 2, ČSN 56 0290-2, ČSN 58 0703-2, ČSN EN ISO 6497, ČSN EN ISO 7218, ČSN ISO 10725, Ministry of Agriculture Regulation No. 231/2016 Coll. of 14 July 2016 on sampling, preparation and methods of analysis of control samples of food and tobacco products, Ministry of Agriculture Regulation 69/2016 Coll. of 17 February 2016 on the requirements for meat, meat products, fishing and aquaculture products and products made of them, eggs and products made of them, Regulation 397/2016 Coll., Regulation No. 38/2001 Coll., Regulation No. 289/2007 Coll. Commission Regulation (EC) No. 213/2001, laying down detailed rules for the application of Council Regulation (EC) No 1255/1999 as regards methods for the analysis and quality evaluation of milk and milk products, Commission Regulation (EC) No. 2073/2005 on microbiological criteria for foodstuffs, as amended, Commission Decision No. 91/180/EEC of 14 February 1991, laying down certain methods of analysis and testing of raw milk and heat-treated milk, Commission Regulation (EC) No. 333/2007 of 28 March 2007, laying down the methods of sampling and analysis for the official control of the levels of lead, cadmium, mercury, inorganic tin, 3-MCPD and benzo(a)pyrene in foodstuffs, Commission Regulation 401/2006 laying down the methods of sampling and analysis for the official control of the levels of mycotoxins in foodstuffs, ČSN 56 0253, Commission Regulation (EC) No. 152/2009 of 27 January 2009, laying down the methods of sampling and analysis for the official control of feed.



**The Appendix is an integral part of
Certificate of Accreditation No. 472/2021 of 27/08/2021**

Accredited entity according to ČSN EN ISO/IEC 17025:2018:

Státní veterinární ústav Praha
Testing laboratory no. 1176
Sídlišťní 136/24, 165 03 Praha 6 - Lysolaje

List of abbreviations:

ABVT – Total volatile nitrogen base
LC/HPLC – Liquid chromatography/High-Performance Liquid Chromatography
GC - Gas Chromatography
AAS - Atomic Absorption Spectrometry
AMA - Automatic Mercury Analyzer
NPD, ECD, FID, MS - Gas Chromatography Detectors
DAD, PDA, FLD, MS, MS/MS - Liquid Chromatography Detectors
PCB - Polychlorinated biphenyls
TLC - Thin Layer Chromatography
ITP - Isotachopheresis
GF - Graphite Furnace
SOP - Standard Operating Procedure
HRGC/HRMS - High Resolution Gas Chromatography/High Resolution Mass Spectrometry
PCDD/PCDF – polychlorinated dibenzo-p-dioxins/polychlorinated dibenzofurans
PBDE – polybrominated diphenylethers
ICP-MS - Mass Spectrometry with Induction Coupled Plasma
ELISA – Enzyme-Linked ImmunoSorbent Assay
KDV – baby and infant food
O.I.E., Chap. – Standard Operating Procedure prepared according to the relevant numbered chapter of the manual of standard methods *Manual of Diagnostic Tests and Vaccines for Terrestrial Animals 6th*, Ed: Office International des Epizooties (O.I.E.), Paris, 2008, ISBN 92-9044-510-6.
MCM - Standard Operating Procedure prepared according to the relevant chapter of the *Manual of Clinical Microbiology 10th edition*, Ed: ASM, 2011, ISBN 978-1-55581-463-2, page 425.
HLAB - Standard Operating Procedure prepared according to the Handbook referred to - Hansen A.K. : *Handbook of Laboratory Animal Bacteriology*, Ed: CRC Press LLC, 2000, ISBN 0-8493-2913-2
CLSI M31-A3-Standard Operating Procedure prepared according to the methods specified in the Manual of Standards of the Clinical and Laboratory Standards Institute, 2008, *Performance Standards for Antimicrobial Disk and Dilution Susceptibility Tests for Bacteria Isolated from Animals; Approved Standard - Third Edition, 2008, ISBN 1-56238-659-X*
CLSI M100-S21-Standard Operating Procedure prepared according to the methods specified in the Manual of Standards of the Clinical and Laboratory Standards Institute, 2011, *Performance Standards for Antimicrobial Susceptibility Testing; Twenty- First International Supplement, 2011, ISBN 1-56238-742-1*
CLSI M02-A10-Standard Operating Procedure prepared according to the methods specified in the Manual of Standards of the Clinical and Laboratory Standards Institute, 2009, *Performance Standards for Antimicrobial Disk Susceptibility Testing Approved Standard - Tenth Edition, 2009, ISBN 1-56238-688-3*
IBR – Infectious Bovine Rhinotracheitis
PRRS – Porcine Reproductive and Respiratory Syndrome
IgG – Immunoglobulin G
TCID50 – 50% infectious dose for tissue and cell cultures measured by cythopathic effect evaluation
MALDI-TOF - MALDI (Matrix Assisted Laser Desorption/Ionization) type mass spectrometry with ion source and vertically aligned TOF (time-of-flight) analyzer. The method is designed for the automatic identification and characterization of proteins, biomarker detection and qualitative oligonucleotide control.
Österreichisches Lebensmittelbuch – Codex Alimentarius Austriacus, Teilkapitel D4, Verlag Brüder Hollinek, Wien, 1993

Annex:

Flexible range of accreditation

Ordinal numbers of tests
2, 3, 4, 5, 7, 10, 11, 13, 14, 17, 35, 74, 82, 83, 84, 86, 88, 89, 92 - 99, 102, 105, 108, 110, 111, 112, 113, 119, 121, 122, 123, 125, 128, 129, 132, 601 636, 638, 649

The Laboratory is allowed to modify the test methods listed in the Annex within the specified scope of accreditation provided the measuring principle is observed. The flexible approach to the scope of accreditation cannot be applied to the tests not included in the Annex (fixed scope of accreditation).

